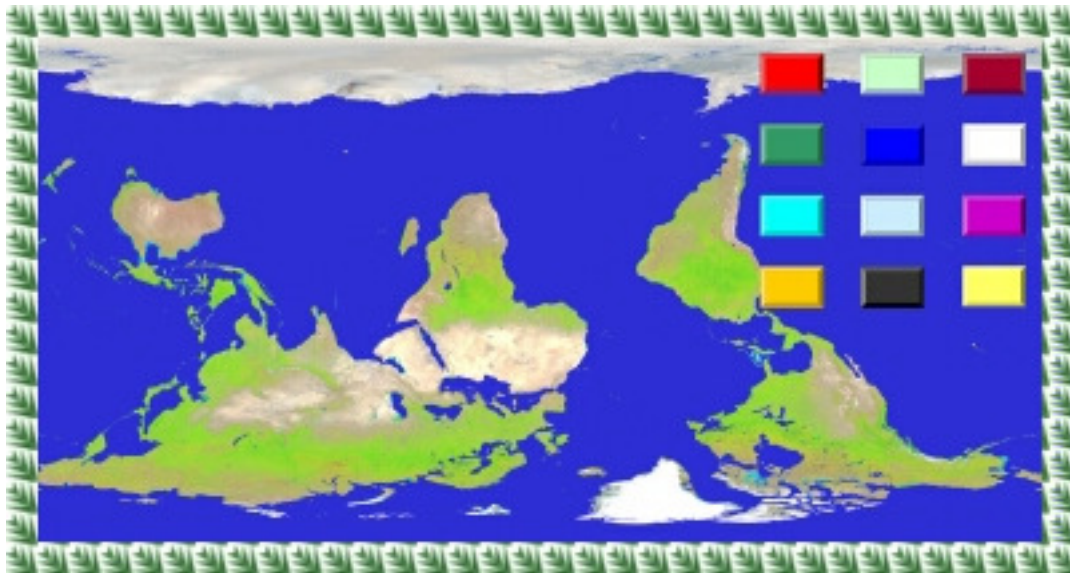


# 12 -12 -12

TWELFTH OF DECEMBER TWO THOUSAND AND TWELVE

Many Tribes: One people, One planet (World Flag)



This is based on an **actual** computer enhanced image of the World taken by NASA satellites.

STATISTICS ONLY

ENGLISH MANUSCRIPT

© Andronicos 2002, who for the record does **not** profess to being "Great" in any way or form and is quite honoured by the amount of global interest the 12-12-12 website and book is attracting.

- What if you were put in charge of the World tomorrow?
- How would you run the planet?
- Could you ensure the total eradication of extreme poverty and war, using peaceful means, by the year 2012?
- Would you make a better leader than the self proclaimed first "Cyberspace Global Ruler", Andronicos "The Great"?
- Are these the words of a wise philosopher or crazy mad man?
- Is this **THE** blueprint for World peace and security or recipe for disaster?
- **Are you wise** enough to break the **secret** code found in the 12-12-12 Book?

This book has been edited for UK politically correct expressions as at **28<sup>th</sup> March 2004**. This may not be the case in other English speaking countries.

## About the Author

### Andronicos and his two alter egos

In this website and throughout the 12-12-12 book there are 3 different Andronicos characters so as to give the reader an interesting and original plot for impact and enjoyment purposes. Before proceeding, please note that the real author does **not** profess to be "Great" and does **not** suffer from a mental illusion that he is actually in charge of the planet. He is an ordinary person like you and me, who is using the freedom of speech to put forward a number of ideas, some quite original, to make the World a better place to live in: now and in the future.

It maybe worth knowing, before writing the 12-12-12 book, (which is fully readable online on this website and downloadable free of charge in PDF format), the author had a short list of a few pseudonyms to use instead of the grand title Andronicos "The Great". These included: Brian the Benevolent, Michael the Magnificent, Stavros the Supreme, Jehoshophat the Judge and even Nathan the Nut. Unfortunately they didn't sound right, so the author chose to use his own name and risk the occasional raised eyebrow and joke at his expense. The name Andronicos actually means 'The man who conquers'.

After reading his work, he is open to suggestions to change the star character within 12-12-12, to Andronicos the Nut, if the consensus of public opinion suggests this should be the case.

### The 3 characters within 12-12-12 will now be introduced:

**Andronicos "The Great"** is the author's first alter ego who is the self proclaimed Director of the Human Race and Manager Planet Earth. A very controversial self opinionated man who doesn't tolerate fools.

**Andronicos "The Cynic"** is his second alter ego who argues with **"The Great"** on many issues. A pessimist by nature; sarcastic, cynical and arrogant.

**Andronicos The Mediator** is the real Andronicos, author of the 12-12-12 book and website. He has no illusions to grandeur or greatness. As you will read within the website, he spends some effort attempting to mediate between his alter egos to stop them squabbling and sometimes acts as "The Great's" apologist.

### The Real Andronicos (Author of 12-12-12)



Andronicos is a 45 year old British Greek Cypriot who was born in Africa and moved to England when he was 3 years old. He is an expert on the automation of Problem and Change Management at large Computer centres, and the setting up of global Helpdesks. He has lectured in many countries over the years and has been a guest speaker at various international computer conferences using his unorthodox style of humour and irreverence to liven up the usually nerdish subject matter.

Andronicos has invented a commercial software product to help people avoid misunderstandings and communicate more effectively by using the power of voice rather than typed text when sending emails. He is now responsible for an international initiative to provide this software free of charge, [to assist people with disabilities communicate more effectively](#). Using this technology he invented, Andronicos plans to undertake a PhD study in using audio stimulation techniques to assist in the [rehabilitation and treatment of comatose, unconscious and brain injured patients](#).

Andronicos has also patented a process and system to electronically harvest Corporate late payment surcharges, code named '[The Robin Hood System](#)', to benefit registered charities, NGOs, national tax authorities, and small businesses internationally. The concept is a non profit initiative.

Outside his business interests, Andronicos enjoys reading non-fiction books and although slightly dyslexic, likes to write satirical song lyrics, serious poetry and is a ghost humour writer. He is also an accredited Mediator and has undertaken training on how to be a TV Presenter.

Using his extensive experience in commercial 'Problem Management', Andronicos has written this internationally popular very unusual paradoxical website, to get people interested in proposing solutions to the major problems in the world and their local communities in general.

**The real Andronicos, the author, does not profess to be "Great" and is quite honoured by the amount of interest the [www.12-12-12.org](http://www.12-12-12.org) website is attracting.**

## **About the 12-12-12 Book**

What would you do if you were in charge of the World? Could you help bring about Global Peace within a few years? What about hunger and extreme poverty - how would you eradicate these and other human evils by a certain date, which for arguments sake has been set to be December 12<sup>th</sup> 2012 (12/12/12)? Would you or your fellow classmates make a good Director of the Human Race and Manager Planet Earth? The author of the book entitled 12-12-12 has attempted to do just that. He collected, analysed and indexed every major problem in the World over an 87 day period in 2002 and offered his solution to resolving them, with a view to getting other people to talk about the controversial subjects of Religion and Politics.

The [www.12-12-12.org](http://www.12-12-12.org) website is predominantly the online version of this book, including useful external links and discussion topics.

## Book Overview

- Where will the trillions of dollars needed to eradicate extreme poverty by December 12<sup>th</sup> 2012, come from?
- How will this stop ALL wars by December 12<sup>th</sup> 2012? (Show me ALL wars and national disputes in the World)
- How will some of the money be **spent** to make the above happen?
- Are **you** one of the 200,000 Rulers of the World? If so please read an important letter addressed to you, which you will find near the end of this book.
- How can my family and I help the 12-12-12 initiative, without it costing us one penny? (Refer to appendix F.)
- Show me **ALL** environmental problems in the World
- **Are you wise** enough to break the secret code found in section 11.60.30? Try doing so for 12 minutes **now** or find when the answer will be revealed.

### Summary of Section 1: Eradication of Extreme Poverty by December 12<sup>th</sup> 2012

Andronicos "The Great" gives various directives relating to eradicating extreme poverty by **IOI** December 12<sup>th</sup>, 2012. He describes that the key to undertaking such a huge task is a Bond financed \$2 trillion investment fund which will create homes for the homeless, food for the hungry and jobs for the unemployed. This fund will be a cross between the Marshal Plan, a global charity, a multinational corporation and giant pension scheme. Andronicos "The Great" explains how he will get the money: from public corporations who will be forced to take part (either directly investing in the Bonds or by their provision of security to Banks to lend real money), institutional and State pension funds and wealthy nations. He further explains that the return on investment could be massive for future generations, even retiring the national debts of donor countries.

As far as boosting the global economy, such an unprecedented international scheme will boost global stock markets and global GDP and the proceeds from government taxation will increase. Wars are usually good for employment, productivity and economies. Andronicos "The Great" wants to start a war... against war and extreme poverty.

To assist in his directives to eliminate war by IOI December 12<sup>th</sup>, 2012, Andronicos "The Great" explains which countries will be allowed to benefit from the Bond and how they may qualify to do so in future.

Other directives relating to the eradication of extreme poverty covered in this section include the Banana Experiment, forcing certain **World Rulers** to fast once a month so they can experience the pangs of hunger personally and a new non religious custom to be adopted worldwide every Thursday involving a chipped bowl.

### Summary of Section 2: Health and Social Issues

Andronicos "The Great" gives various directives relating to Health and Social issues which will impact the 12-12-12 initiative in some way or another. He explains his

policies towards "soft drugs" such as alcohol, tobacco and Marijuana and the measures he wants adopted for "hard drugs" such as Cocaine and Heroin. A rather controversial plan involving government agencies such as the DEA buying all the hard drugs direct from the farmers in certain parts of the World is described.

On the very emotional subject of abortion, Andronicos "The Great" has a third alternative to pro life and pro choice which is rather novel.

Various other matters are explored, directives given and solutions found to many of the problems faced relating to Health and Social issues in this section.

### **Summary of Section 3: Environmental Issues**

Andronicos "The Great" sees environmental matters as key issues to resolve as part of the 12-12-12 initiative. He directs environmental protection initiatives from various agencies - some minor others major to protect the planet.

His novel approach to Asteroid destruction using the complete nuclear arsenals of India and Pakistan is explained. The key to his environmental plans and arguably the key to making the whole 12-12-12 initiative a success is Andronicos "The Great's" unprecedented historic project to turn the Sahara Desert into a huge food growing region that will indirectly provide virtual land to many millions of poor families across the World without families actually having to move to North Africa.

A major component of this section is a definitive list (3.500) of international environmental matters broken down on a country by country basis, with a directive by Andronicos "The Great" instructing all parties to begin the immediate resolution of these problems so that half will be permanently eliminated by December 12 2007.

### **Summary of Section 4: Education Issues**

Andronicos "The Great" gives various directives relating to education matters, as he believes these are intrinsic in ensuring the 12-12-12 initiative is a success.

He covers general education issues, drugs, the teaching of morality, racism, unwanted pregnancies and a new annual bonfire celebration.

A directive to build a massive online library of mankind's knowledge in Alexandria, Egypt is described.

### **Summary of Section 5: Eradication of War, Tribal Misunderstandings, and Terrorism by December 12<sup>th</sup> 2012**

Andronicos "The Great" provides his directives to eliminate war by IOI December 12<sup>th</sup>, 2012. He delegates the task of finding solutions to so called "minor" disputes with so called advanced countries. A list of every known international dispute is itemised (5.500).

Andronicos "The Great" initially concentrates on directives to getting immediate peace in Northern Ireland and Israel with solutions to help all the people in Cuba and Cyprus.

The Israeli/Palestinian solution is rather unique and is connected to the Sahara Desert reclamation project described in Section 3.

### **Summary of Section 6: Business Commerce and Economics Issues**

Andronicos "The Great's" directives relating to business commerce and economics are described in some detail in this section, including a new World currency and the use of alternative money. He describes a patented system to harvest late payment surcharges known as the Robin Hood System. It will take money from corporations and subsidise charities and be a replacement to some aspects of personal taxation.

Andronicos "The Great" goes for the jugular and explains what he wants from the WTO, IMF, World Bank, credit reporting agencies, banks, auditors, unions, insurance companies and public corporations. He requests an asset list from every country in the World modelled on the UK model.

### **Summary of Section 7: Religious and Spiritual Issues**

Andronicos "The Great's" very, very controversial opinions on religion and spirituality are grouped together in Section 7.

He tells what religious leaders must do to help achieve World peace. He introduces the **Secret Gospel of Thomas** and asks adherents to the major monotheist faiths to read each other's Holy Books. He issues a peaceful Fatwa against violent Muslim clerics, he asks the State of Israel to apologise for a historic miscarriage of justice, he asks the Catholic Church to sign an indulgence letter he has prepared for them and asks for an asset list from all religious organisations around the World.

Andronicos "The Great" describes himself as the World's first Monotheon and asks those who wish, to send an electronic prayer which will eventually be simultaneously delivered to Mecca and Jerusalem by children of Muslim, Jewish and Christian faiths.

### **Summary of Section 8: Justice Law and Order Issues**

Andronicos "The Great" directs what needs to be done on the subject of justice, law and order. Crime, punishment, prisons, executions, extradition treaties, judges and sex offenders are covered.

He outlines immediate directives so as to eliminate many problems in this area, demands a UN global action force and an online database of every law and what it means.

### **Summary of Section 9: Human Rights Issues**

Andronicos "The Great" is very much an advocate of Human Rights whether it be that of children, women, "gays", indigenous populations, slaves and even prostitutes. He explains what he wants done - immediately.

## **Summary of Section 10: Planetary Management Issues**

Andronicos "The Great" has grouped his directives on managing the planet in this section. As an anti bureaucrat he describes what he wants from senior civil servants, mayors and taxation. He gives his directives to the UN and all 200,000 grade A, B, C and S list Rulers of the World who have the power to make the IOI 12-12-12 initiative happen.

## **Summary of Section 11: Miscellaneous matters**

Andronicos "The Great" groups together various miscellaneous matters in this section - junk mail, space junk, animal rights, new global standards and even a new calendar to begin on December 22, 2012 are described.

## **Summary of Section 12: For a Happier Planet**

Andronicos "The Great" describes and directs a number of initiatives to make Earth a happier planet. Zoos, aquariums, artificial coral reefs, summer camps for peace, the "Community Support Card" and the new Global Flag.

### **Let's begin.....**

You may not be aware of the fact that Andronicos "The Great" is now in charge of the World. He has issued approximately 600 directives, broken down into the 12 groupings of World issues found below. His aim – The total eradication of extreme poverty and war, using peaceful means, by the year 2012. His nemesis, Andronicos "The Cynic" enjoys making fun of the grand plan.

Read what they have to say and perhaps consider utilising certain parts as a teaching aid by using the World Leaders Game and discussion topics from [www.12-12-12.org](http://www.12-12-12.org). The discussion topics (and questions) can be found at the end of this book.



**Contents**

- 1. Eradication of extreme Poverty by December 12<sup>th</sup> 2012 ..... 11**
- 2. Health and Social Issues ..... 31**
- 3. Environmental Issues ..... 49**
- 4. Education Issues ..... 93**
- 5. Eradication of War, Tribal Misunderstandings, and Terrorism by December 12<sup>th</sup> 2012..... 101**
- 6. Business Commerce and Economics Issues.. 129**
- 7. Religious and Spiritual Issues ..... 141**
- 8. Justice Law and Order Issues ..... 169**
- 9. Human Rights Issues ..... 179**
- 10. Planetary Management Issues ..... 189**
- 11. Miscellaneous matters ..... 203**
- 12. For a Happier Planet ..... 213**

**Appendices**

- A: Exploded list of all the 12 major issues ..... 223**
- B: Volunteers wanted for the online 12-12-12 Internet System ..... 231**
- C: How to print off copies or multilingual translations of this book... 233**
- D: Books to read. Movies to watch ..... 235**
- E: Temporary Organ Transplant cards ..... 237**
- F: Family Community Support Card ..... 239**
- G: The Global Flag: "Many Tribes: One People, One Planet" ..... 239**
- H: United Nations Universal Declaration of Human Rights ..... 243**
- I: Glossary of terms and copyright & credits information ..... 247**
- J: The Secret Gospel of Thomas ..... 251**

- Discussion topics from the 12-12-12 book ..... 259**
- An Interview with the Author ..... 277**
- Statistics of Shame ..... 283**
- An Important Letter ..... 345**



## Statistics of Shame

### Total GDP Rank by Order of Wealth

Rank	Country	GDP	Date of Information
1	World	\$ 49,000,000,000,000	2002 est.
2	United States	\$ 10,400,000,000,000	2002 est.
3	China	\$ 5,700,000,000,000	2002 est.
4	Japan	\$ 3,550,000,000,000	2002 est.
5	India	\$ 2,660,000,000,000	2002 est.
6	Germany	\$ 2,184,000,000,000	2002 est.
7	France	\$ 1,540,000,000,000	2002 est.
8	United Kingdom	\$ 1,520,000,000,000	2002 est.
9	Italy	\$ 1,438,000,000,000	2002 est.
10	Russia	\$ 1,350,000,000,000	2002 est.
11	Brazil	\$ 1,340,000,000,000	2002 est.
12	Korea, South	\$ 931,000,000,000	2002 est.
13	Canada	\$ 923,000,000,000	2002 est.
14	Mexico	\$ 900,000,000,000	2002 est.
15	Spain	\$ 828,000,000,000	2002 est.
16	Indonesia	\$ 663,000,000,000	2002 est.
17	Australia	\$ 528,000,000,000	2002 est.
18	Turkey	\$ 468,000,000,000	2002 est.
19	Iran	\$ 456,000,000,000	2002 est.
20	Netherlands	\$ 434,000,000,000	2002 est.
21	South Africa	\$ 432,000,000,000	2002 est.
22	Thailand	\$ 429,000,000,000	2002 est.
23	Taiwan	\$ 406,000,000,000	2002 est.
24	Argentina	\$ 391,000,000,000	2002 est.
25	Poland	\$ 368,100,000,000	2002 est.
26	Philippines	\$ 356,000,000,000	2002 est.
27	Pakistan	\$ 311,000,000,000	2002 est.
28	Belgium	\$ 297,600,000,000	2002 est.
29	Colombia	\$ 268,000,000,000	2002 est.
30	Egypt	\$ 268,000,000,000	2002 est.
31	Saudi Arabia	\$ 242,000,000,000	2002 est.
32	Bangladesh	\$ 239,000,000,000	2002 est.
33	Switzerland	\$ 231,000,000,000	2002 est.
34	Sweden	\$ 227,400,000,000	2002 est.
35	Austria	\$ 226,000,000,000	2002 est.
36	Ukraine	\$ 218,000,000,000	2002 est.
37	Malaysia	\$ 210,000,000,000	2002 est.
38	Greece	\$ 201,100,000,000	2002 est.

39	Hong Kong	\$ 186,000,000,000	2002 est.
40	Vietnam	\$ 183,000,000,000	2002 est.
41	Portugal	\$ 182,000,000,000	2002 est.
42	Algeria	\$ 167,000,000,000	2002 est.
43	Romania	\$ 166,000,000,000	2002 est.
44	Czech Republic	\$ 155,900,000,000	2002 est.
45	Denmark	\$ 155,500,000,000	2002 est.
46	Chile	\$ 151,000,000,000	2002 est.
47	Norway	\$ 143,000,000,000	2002 est.
48	Finland	\$ 136,200,000,000	2002 est.
49	Hungary	\$ 134,700,000,000	2002 est.
50	Venezuela	\$ 132,800,000,000	2002 est.
51	Peru	\$ 132,000,000,000	2002 est.
52	Israel	\$ 122,000,000,000	2002 est.
53	Ireland	\$ 118,500,000,000	2002 est.
54	Morocco	\$ 115,000,000,000	2002 est.
55	Nigeria	\$ 113,500,000,000	2002 est.
56	Kazakhstan	\$ 105,000,000,000	2002 est.
57	Singapore	\$ 105,000,000,000	2002 est.
58	Belarus	\$ 85,000,000,000	2002 est.
59	New Zealand	\$ 78,800,000,000	2002 est.
60	Sri Lanka	\$ 73,700,000,000	2002 est.
61	Burma	\$ 70,000,000,000	2002 est.
62	Slovakia	\$ 66,000,000,000	2002 est.
63	Uzbekistan	\$ 65,000,000,000	2002 est.
64	Tunisia	\$ 63,000,000,000	2002 est.
65	Syria	\$ 59,400,000,000	2002 est.
66	Iraq	\$ 58,000,000,000	2002 est.
67	Dominican Republic	\$ 53,000,000,000	2002 est.
68	United Arab Emirates	\$ 53,000,000,000	2002 est.
69	Sudan	\$ 52,900,000,000	2002 est.
70	Bulgaria	\$ 50,600,000,000	2002 est.
71	Ethiopia	\$ 50,600,000,000	2002 est.
72	Guatemala	\$ 48,000,000,000	2002 est.
73	Puerto Rico	\$ 45,700,000,000	2002 est.
74	Ghana	\$ 42,500,000,000	2002 est.
75	Ecuador	\$ 41,700,000,000	2002 est.
76	Libya	\$ 41,000,000,000	2002 est.
77	Croatia	\$ 38,900,000,000	2002 est.
78	Nepal	\$ 36,000,000,000	2002 est.
79	Slovenia	\$ 36,000,000,000	2002 est.
80	Kuwait	\$ 34,200,000,000	2002 est.
81	Congo, Democratic Republic of the	\$ 34,000,000,000	2002 est.
82	Costa Rica	\$ 32,300,000,000	2002 est.

83	Kenya	\$ 32,000,000,000	2002 est.
84	Uganda	\$ 31,000,000,000	2002 est.
85	El Salvador	\$ 30,000,000,000	2002 est.
86	Lithuania	\$ 29,200,000,000	2002 est.
87	Azerbaijan	\$ 27,000,000,000	2002 est.
88	Cameroon	\$ 27,000,000,000	2002 est.
89	Zimbabwe	\$ 27,000,000,000	2002 est.
90	Uruguay	\$ 26,500,000,000	2002 est.
91	Turkmenistan	\$ 26,000,000,000	2002 est.
92	Cuba	\$ 25,900,000,000	2002 est.
93	Serbia and Montenegro	\$ 25,300,000,000	2002 est.
94	Paraguay	\$ 25,000,000,000	2002 est.
95	Cote d'Ivoire	\$ 24,500,000,000	2002 est.
96	Jordan	\$ 22,800,000,000	2002 est.
97	Tanzania	\$ 22,500,000,000	2002 est.
98	Oman	\$ 22,400,000,000	2002 est.
99	Korea, North	\$ 22,000,000,000	2002 est.
100	Bolivia	\$ 21,000,000,000	2002 est.
101	Latvia	\$ 20,000,000,000	2002 est.
102	Luxembourg	\$ 20,000,000,000	2002 est.
103	Cambodia	\$ 19,700,000,000	2002 est.
104	Lebanon	\$ 19,300,000,000	2002 est.
105	Mozambique	\$ 19,200,000,000	2002 est.
106	Afghanistan	\$ 19,000,000,000	2002 est.
107	Honduras	\$ 17,600,000,000	2002 est.
108	Panama	\$ 17,300,000,000	2002 est.
109	Qatar	\$ 17,200,000,000	2002 est.
110	Angola	\$ 16,900,000,000	2002 est.
111	Senegal	\$ 16,200,000,000	2002 est.
112	Guinea	\$ 15,900,000,000	2002 est.
113	Yemen	\$ 15,700,000,000	2002 est.
114	Estonia	\$ 15,200,000,000	2002 est.
115	Botswana	\$ 15,100,000,000	2002 est.
116	Georgia	\$ 15,000,000,000	2002 est.
117	Albania	\$ 14,000,000,000	2002 est.
118	Burkina Faso	\$ 13,600,000,000	2002 est.
119	Kyrgyzstan	\$ 13,500,000,000	2002 est.
120	Mauritius	\$ 13,200,000,000	2002 est.
121	Nicaragua	\$ 12,800,000,000	2002 est.
122	Armenia	\$ 12,600,000,000	2002 est.
123	Namibia	\$ 12,600,000,000	2002 est.
124	Madagascar	\$ 12,600,000,000	2002 est.
125	Haiti	\$ 12,000,000,000	2002 est.
126	Trinidad and Tobago	\$ 11,100,000,000	2002 est.

127	Moldova	\$ 11,000,000,000	2002 est.
128	Chad	\$ 10,000,000,000	2002 est.
129	Macedonia, The Former Yugoslav Republic	\$ 10,000,000,000	2002 est.
130	Jamaica	\$ 10,000,000,000	2002 est.
131	Laos	\$ 9,900,000,000	2002 est.
132	Bahrain	\$ 9,800,000,000	2002 est.
133	Mali	\$ 9,800,000,000	2002 est.
134	Cyprus	\$ 9,400,000,000	2002 est.
135	Rwanda	\$ 9,000,000,000	2002 est.
136	Zambia	\$ 8,900,000,000	2002 est.
137	Niger	\$ 8,800,000,000	2002 est.
138	Macau	\$ 8,600,000,000	2002 est.
139	Tajikistan	\$ 8,000,000,000	2002 est.
140	Togo	\$ 8,000,000,000	2002 est.
141	Bosnia and Herzegovina	\$ 7,300,000,000	2002 est.
142	Benin	\$ 7,300,000,000	2002 est.
143	Malawi	\$ 7,200,000,000	2002 est.
144	Gabon	\$ 7,000,000,000	2002 est.
145	Iceland	\$ 7,000,000,000	2002 est.
146	Malta	\$ 7,000,000,000	2002 est.
147	Brunei	\$ 6,500,000,000	2002 est.
148	Lesotho	\$ 5,600,000,000	2002 est.
149	Mauritania	\$ 5,300,000,000	2002 est.
150	Bahamas, The	\$ 5,200,000,000	2002 est.
151	Mongolia	\$ 5,000,000,000	2002 est.
152	Swaziland	\$ 4,800,000,000	2002 est.
153	Central African Republic	\$ 4,700,000,000	2002 est.
154	Fiji	\$ 4,700,000,000	2002 est.
155	Martinique	\$ 4,500,000,000	2001 est.
156	Somalia	\$ 4,100,000,000	2001 est.
157	Barbados	\$ 4,000,000,000	2002 est.
158	Burundi	\$ 3,800,000,000	2002 est.
159	Guadeloupe	\$ 3,700,000,000	1997 est.
160	Reunion	\$ 3,600,000,000	1999 est.
161	Liberia	\$ 3,500,000,000	2002 est.
162	Eritrea	\$ 3,300,000,000	2002 est.
163	Guam	\$ 3,200,000,000	2000 est.
164	New Caledonia	\$ 3,000,000,000	2002 est.
165	Sierra Leone	\$ 2,800,000,000	2002 est.
166	Bhutan	\$ 2,700,000,000	2002 est.
167	Guyana	\$ 2,700,000,000	2002 est.
168	Gambia, The	\$ 2,600,000,000	2002 est.
169	Congo, Republic of the	\$ 2,500,000,000	2002 est.
170	Netherlands Antilles	\$ 2,400,000,000	2002 est.

171	Virgin Islands	\$ 2,400,000,000	2001 est.
172	Bermuda	\$ 2,250,000,000	2002 est.
173	Jersey	\$ 2,200,000,000	1999 est.
174	Aruba	\$ 1,940,000,000	2002 est.
175	West Bank	\$ 1,700,000,000	2002 est.
176	Man, Isle of	\$ 1,600,000,000	2001 est.
177	Suriname	\$ 1,500,000,000	2002 est.
178	Andorra	\$ 1,300,000,000	2000 est.
179	French Polynesia	\$ 1,300,000,000	2001 est.
180	Guernsey	\$ 1,300,000,000	1999 est.
181	Belize	\$ 1,280,000,000	2002 est.
182	Cayman Islands	\$ 1,270,000,000	2002 est.
183	Equatorial Guinea	\$ 1,270,000,000	2002 est.
184	Maldives	\$ 1,250,000,000	2002 est.
185	Papua New Guinea	\$ 1,200,000,000	2002 est.
186	French Guiana	\$ 1,100,000,000	2002 est.
187	Greenland	\$ 1,100,000,000	2001 est.
188	Guinea-Bissau	\$ 1,100,000,000	2002 est.
189	Faroe Islands	\$ 1,000,000,000	2001 est.
190	Samoa	\$ 1,000,000,000	2002 est.
191	San Marino	\$ 940,000,000	2001 est.
192	Northern Mariana Islands	\$ 900,000,000	2000 est.
193	Monaco	\$ 870,000,000	1999 est.
194	Saint Lucia	\$ 866,000,000	2002 est.
195	Liechtenstein	\$ 825,000,000	1999 est.
196	Solomon Islands	\$ 800,000,000	2001 est.
197	Cyprus	\$ 787,000,000	2002 est.
198	Antigua and Barbuda	\$ 750,000,000	2002 est.
199	Gaza Strip	\$ 735,000,000	2002 est.
200	Seychelles	\$ 626,000,000	2002 est.
201	Djibouti	\$ 619,000,000	2002 est.
202	Cape Verde	\$ 600,000,000	2002 est.
203	Vanuatu	\$ 563,000,000	2002 est.
204	American Samoa	\$ 500,000,000	2000 est.
205	Gibraltar	\$ 500,000,000	1997 est.
206	Comoros	\$ 441,000,000	2002 est.
207	Grenada	\$ 440,000,000	2002 est.
208	East Timor	\$ 440,000,000	2001 est.
209	Dominica	\$ 380,000,000	2002 est.
210	Saint Kitts and Nevis	\$ 339,000,000	2002 est.
211	Saint Vincent and the Grenadines	\$ 339,000,000	2002 est.
212	British Virgin Islands	\$ 320,000,000	2002 est.
213	Micronesia, Federated States of	\$ 277,000,000	2002 est.
214	Tonga	\$ 236,000,000	2001 est.

215	Turks and Caicos Islands	\$ 231,000,000	2000 est.
216	Sao Tome and Principe	\$ 200,000,000	2002 est.
217	Palau	\$ 174,000,000	2001 est.
218	Marshall Islands	\$ 115,000,000	2001 est.
219	Cook Islands	\$ 105,000,000	2001 est.
220	Anguilla	\$ 104,000,000	2001 est.
221	Mayotte	\$ 85,000,000	1998 est.
222	Kiribati	\$ 79,000,000	2001 est.
223	Falkland Islands (Islas Malvinas)	\$ 75,000,000	2002 est.
224	Saint Pierre and Miquelon	\$ 74,000,000	1996 est.
225	Nauru	\$ 60,000,000	2001 est.
226	Wallis and Futuna	\$ 30,000,000	2000 est.
227	Montserrat	\$ 29,000,000	2002 est.
228	Saint Helena	\$ 18,000,000	1998 est.
229	Tuvalu	\$ 12,200,000	2000 est.
230	Niue	\$ 7,600,000	2000 est.
231	Tokelau	\$ 1,500,000	1993 est.

### GDP per Capita

Rank	Country	GDP - per capita	Date Information of
1	Luxembourg	\$ 44,000	2002 est.
2	United States	\$ 37,600	2002 est.
3	Bermuda	\$ 35,200	2002 est.
4	Cayman Islands	\$ 35,000	2002 est.
5	San Marino	\$ 34,600	2001 est.
6	Norway	\$ 31,800	2002 est.
7	Switzerland	\$ 31,700	2002 est.
8	Ireland	\$ 30,500	2002 est.
9	Canada	\$ 29,400	2002 est.
10	Belgium	\$ 29,000	2002 est.
11	Denmark	\$ 29,000	2002 est.
12	Aruba	\$ 28,000	2002 est.
13	Japan	\$ 28,000	2002 est.
14	Austria	\$ 27,700	2002 est.
15	Australia	\$ 27,000	2002 est.
16	Monaco	\$ 27,000	1999 est.
17	Netherlands	\$ 26,900	2002 est.
18	Germany	\$ 26,600	2002 est.
19	Finland	\$ 26,200	2002 est.
20	Hong Kong	\$ 26,000	2002 est.
21	France	\$ 25,700	2002 est.
22	Sweden	\$ 25,400	2002 est.
23	United Kingdom	\$ 25,300	2002 est.



24	Falkland Islands (Islas Malvinas)	\$ 25,000	2002 est.
25	Italy	\$ 25,000	2002 est.
26	Iceland	\$ 25,000	2002 est.
27	Liechtenstein	\$ 25,000	1999 est.
28	Jersey	\$ 24,800	1999 est.
29	Singapore	\$ 24,000	2002 est.
30	Faroe Islands	\$ 22,000	2001 est.
31	United Arab Emirates	\$ 22,000	2002 est.
32	Qatar	\$ 21,500	2002 est.
33	Guam	\$ 21,000	2000 est.
34	Man, Isle of	\$ 21,000	2001 est.
35	Spain	\$ 20,700	2002 est.
36	New Zealand	\$ 20,200	2002 est.
37	Guernsey	\$ 20,000	1999 est.
38	Greenland	\$ 20,000	2001 est.
39	Korea, South	\$ 19,400	2002 est.
40	Andorra	\$ 19,000	2000 est.
41	Virgin Islands	\$ 19,000	2001 est.
42	Greece	\$ 19,000	2002 est.
43	Israel	\$ 19,000	2002 est.
44	Brunei	\$ 18,600	2002 est.
45	Macau	\$ 18,500	2002 est.
46	Portugal	\$ 18,000	2002 est.
47	Slovenia	\$ 18,000	2002 est.
48	Taiwan	\$ 18,000	2002 est.
49	Gibraltar	\$ 17,500	1997 est.
50	Bahamas, The	\$ 17,000	2002 est.
51	Malta	\$ 17,000	2002 est.
52	British Virgin Islands	\$ 16,000	2002 est.
53	Czech Republic	\$ 15,300	2002 est.
54	Cyprus	\$ 15,000	2002 est.
55	Kuwait	\$ 15,000	2002 est.
56	Barbados	\$ 14,500	2002 est.
57	Bahrain	\$ 14,000	2002 est.
58	New Caledonia	\$ 14,000	2002 est.
59	Hungary	\$ 13,300	2002 est.
60	Northern Mariana Islands	\$ 12,500	2000 est.
61	Slovakia	\$ 12,200	2002 est.
62	Puerto Rico	\$ 11,500	2002 est.
63	Netherlands Antilles	\$ 11,400	2002 est.
64	Antigua and Barbuda	\$ 11,000	2002 est.
65	Mauritius	\$ 11,000	2002 est.
66	Saint Pierre and Miquelon	\$ 11,000	1996 est.
67	Estonia	\$ 10,900	2002 est.

68	Martinique	\$ 10,700	2001 est.
69	Saudi Arabia	\$ 10,500	2002 est.
70	Argentina	\$ 10,200	2002 est.
71	Chile	\$ 10,000	2002 est.
72	South Africa	\$ 10,000	2002 est.
73	Turks and Caicos Islands	\$ 9,600	2000 est.
74	Botswana	\$ 9,500	2002 est.
75	Trinidad and Tobago	\$ 9,500	2002 est.
76	Poland	\$ 9,500	2002 est.
77	Malaysia	\$ 9,300	2002 est.
78	Russia	\$ 9,300	2002 est.
79	Guadeloupe	\$ 9,000	1997 est.
80	Mexico	\$ 9,000	2002 est.
81	Palau	\$ 9,000	2001 est.
82	Croatia	\$ 8,800	2002 est.
83	Saint Kitts and Nevis	\$ 8,800	2002 est.
84	Anguilla	\$ 8,600	2001 est.
85	Costa Rica	\$ 8,500	2002 est.
86	Lithuania	\$ 8,400	2002 est.
87	Latvia	\$ 8,300	2002 est.
88	Oman	\$ 8,300	2002 est.
89	Belarus	\$ 8,200	2002 est.
90	American Samoa	\$ 8,000	2000 est.
91	World	\$ 7,900	2002 est.
92	Seychelles	\$ 7,800	2002 est.
93	Uruguay	\$ 7,800	2002 est.
94	Brazil	\$ 7,600	2002 est.
95	Libya	\$ 7,600	2002 est.
96	Romania	\$ 7,400	2002 est.
97	Iran	\$ 7,000	2002 est.
98	Turkey	\$ 7,000	2002 est.
99	Thailand	\$ 6,900	2002 est.
100	Namibia	\$ 6,900	2002 est.
101	Bulgaria	\$ 6,600	2002 est.
102	Colombia	\$ 6,500	2002 est.
103	Tunisia	\$ 6,500	2002 est.
104	Kazakhstan	\$ 6,300	2002 est.
105	Dominican Republic	\$ 6,100	2002 est.
106	Cyprus	\$ 6,000	2002 est.
107	Panama	\$ 6,000	2002 est.
108	French Guiana	\$ 6,000	2002 est.
109	Gabon	\$ 5,700	2002 est.
110	Samoa	\$ 5,600	2002 est.
111	Fiji	\$ 5,500	2002 est.

112	Turkmenistan	\$	5,500	2002 est.
113	Venezuela	\$	5,500	2002 est.
114	Dominica	\$	5,400	2002 est.
115	Saint Lucia	\$	5,400	2002 est.
116	Lebanon	\$	5,400	2002 est.
117	Algeria	\$	5,300	2002 est.
118	Cook Islands	\$	5,000	2001 est.
119	Grenada	\$	5,000	2002 est.
120	Nauru	\$	5,000	2001 est.
121	Macedonia, The Former Yugoslav Republic of	\$	5,000	2002 est.
122	French Polynesia	\$	5,000	2001 est.
123	Belize	\$	4,900	2002 est.
124	Peru	\$	4,800	2002 est.
125	Reunion	\$	4,800	1999 est.
126	El Salvador	\$	4,700	2002 est.
127	Albania	\$	4,500	2002 est.
128	Ukraine	\$	4,500	2002 est.
129	China	\$	4,400	2002 est.
130	Swaziland	\$	4,400	2002 est.
131	Jordan	\$	4,300	2002 est.
132	Paraguay	\$	4,200	2002 est.
133	Philippines	\$	4,200	2002 est.
134	Guyana	\$	4,000	2002 est.
135	Egypt	\$	3,900	2002 est.
136	Maldives	\$	3,900	2002 est.
137	Morocco	\$	3,900	2002 est.
138	Jamaica	\$	3,900	2002 est.
139	Armenia	\$	3,800	2002 est.
140	Sri Lanka	\$	3,700	2002 est.
141	Guatemala	\$	3,700	2002 est.
142	Niue	\$	3,600	2000 est.
143	Azerbaijan	\$	3,500	2002 est.
144	Syria	\$	3,500	2002 est.
145	Suriname	\$	3,500	2002 est.
146	Montserrat	\$	3,400	2002 est.
147	Ecuador	\$	3,100	2002 est.
148	Georgia	\$	3,100	2001 est.
149	Indonesia	\$	3,100	2002 est.
150	Vanuatu	\$	2,900	2002 est.
151	Saint Vincent and the Grenadines	\$	2,900	2002 est.
152	Kyrgyzstan	\$	2,800	2002 est.
153	Equatorial Guinea	\$	2,700	2002 est.
154	Lesotho	\$	2,700	2002 est.
155	Honduras	\$	2,600	2002 est.

156	India	\$	2,540	2002 est.
157	Bolivia	\$	2,500	2002 est.
158	Uzbekistan	\$	2,500	2002 est.
159	Saint Helena	\$	2,500	1998 est.
160	Nicaragua	\$	2,500	2002 est.
161	Moldova	\$	2,500	2002 est.
162	Iraq	\$	2,400	2002 est.
163	Zimbabwe	\$	2,400	2002 est.
164	Serbia and Montenegro	\$	2,370	2002 est.
165	Cuba	\$	2,300	2002 est.
166	Papua New Guinea	\$	2,300	2002 est.
167	Vietnam	\$	2,250	2002 est.
168	Tonga	\$	2,200	2001 est.
169	Ghana	\$	2,100	2002 est.
170	Pakistan	\$	2,100	FY01 est.
171	Micronesia, Federated States of	\$	2,000	2002 est.
172	Guinea	\$	2,000	2002 est.
173	Wallis and Futuna	\$	2,000	2000 est.
174	Bosnia and Herzegovina	\$	1,900	2002 est.
175	Mauritania	\$	1,900	2002 est.
176	Mongolia	\$	1,840	2002 est.
177	Gambia, The	\$	1,800	2002 est.
178	Bangladesh	\$	1,700	2002 est.
179	Haiti	\$	1,700	2002 est.
180	Laos	\$	1,700	2002 est.
181	Solomon Islands	\$	1,700	2001 est.
182	Cameroon	\$	1,700	2002 est.
183	Burma	\$	1,660	2002 est.
184	Angola	\$	1,600	2002 est.
185	Marshall Islands	\$	1,600	2001 est.
186	Cambodia	\$	1,500	2002 est.
187	Cote d'Ivoire	\$	1,500	2002 est.
188	Togo	\$	1,500	2002 est.
189	Senegal	\$	1,500	2002 est.
190	Sudan	\$	1,420	2002 est.
191	Cape Verde	\$	1,400	2002 est.
192	Nepal	\$	1,400	2002 est.
193	Bhutan	\$	1,300	2002 est.
194	Djibouti	\$	1,300	2002 est.
195	Central African Republic	\$	1,300	2002 est.
196	Uganda	\$	1,260	2002 est.
197	Tajikistan	\$	1,250	2002 est.
198	Rwanda	\$	1,200	2002 est.
199	Sao Tome and Principe	\$	1,200	2002 est.

200	Chad	\$	1,100	2002 est.
201	Tuvalu	\$	1,100	2000 est.
202	Liberia	\$	1,100	2002 est.
203	Burkina Faso	\$	1,080	2002 est.
204	Benin	\$	1,070	2002 est.
205	Kenya	\$	1,020	2002 est.
206	Korea, North	\$	1,000	2002 est.
207	Tokelau	\$	1,000	1993 est.
208	Mozambique	\$	1,000	2002 est.
209	Congo, Republic of the	\$	900	2002 est.
210	Zambia	\$	890	2002 est.
211	Nigeria	\$	875	2002 est.
212	Mali	\$	860	2002 est.
213	Kiribati	\$	840	2001 est.
214	Yemen	\$	840	2002 est.
215	Niger	\$	830	2002 est.
216	Guinea-Bissau	\$	800	2002 est.
217	West Bank	\$	800	2002 est.
218	Madagascar	\$	760	2002 est.
219	Ethiopia	\$	750	2002 est.
220	Eritrea	\$	740	2002 est.
221	Comoros	\$	720	2002 est.
222	Afghanistan	\$	700	2002 est.
223	Malawi	\$	670	2002 est.
224	Tanzania	\$	630	2002 est.
225	Congo, Democratic Republic of the	\$	610	2002 est.
226	Burundi	\$	600	2002 est.
227	Mayotte	\$	600	1998 est.
228	Gaza Strip	\$	600	2002 est.
229	Sierra Leone	\$	580	2002 est.
230	Somalia	\$	550	2001 est.
231	East Timor	\$	500	2001 est.

What's shameful about the above two tables? Are you suggesting the rich countries give lots of their money away to the poorer ones oh Great One?

Andronicos The Cynic

**There is nothing shameful about appearing anywhere in the two tables above. What is disgraceful is that people are starving to death.**

**Andronicos "The Great"**

## Military Expenditure Total

Rank	Country	Military expenditures - dollar figure	Date of Information
1	United States	\$ 276,700,000,000	
2	China	\$ 55,910,000,000	FY02
3	France	\$ 46,500,000,000	2000
4	Japan	\$ 39,520,000,000	FY02
5	Germany	\$ 38,800,000,000	2002
6	United Kingdom	\$ 31,700,000,000	2002
7	Italy	\$ 20,200,000,000	2002
8	Saudi Arabia	\$ 18,300,000,000	
9	Brazil	\$ 13,408,000,000	
10	Korea, South	\$ 13,094,300,000	FY02
11	India	\$ 11,520,000,000	FY02
12	Australia	\$ 11,390,000,000	FY02
13	Iran	\$ 9,700,000,000	
14	Israel	\$ 8,970,000,000	FY02
15	Spain	\$ 8,600,000,000	2002
16	Turkey	\$ 8,100,000,000	2002 est.
17	Canada	\$ 7,861,000,000	FY01/02
18	Taiwan	\$ 7,574,000,000	FY02
19	Netherlands	\$ 6,500,000,000	FY00/01 est.
20	Greece	\$ 6,120,000,000	
21	Korea, North	\$ 5,217,400,000	FY02
22	Singapore	\$ 4,470,000,000	
23	Sweden	\$ 4,395,000,000	FY01
24	Argentina	\$ 4,300,000,000	
25	Egypt	\$ 4,040,000,000	FY99
26	Mexico	\$ 4,000,000,000	
27	Poland	\$ 3,500,000,000	2002
28	Colombia	\$ 3,300,000,000	
29	Norway	\$ 3,113,000,000	
30	Belgium	\$ 3,077,000,000	FY01/02
31	Pakistan	\$ 2,964,000,000	FY02
32	Switzerland	\$ 2,548,000,000	FY01
33	Chile	\$ 2,500,000,000	
34	Denmark	\$ 2,470,000,000	FY99/00
35	Oman	\$ 2,424,000,000	FY01
36	Kuwait	\$ 1,967,300,000	
37	Algeria	\$ 1,870,000,000	
38	Finland	\$ 1,800,000,000	FY98/99
39	Thailand	\$ 1,775,000,000	
40	South Africa	\$ 1,746,000,000	FY02
41	Malaysia	\$ 1,690,000,000	
42	United Arab Emirates	\$ 1,600,000,000	

43	Austria	\$ 1,497,000,000	FY01/02
44	Morocco	\$ 1,400,000,000	
45	Iraq	\$ 1,300,000,000	FY00
46	Libya	\$ 1,300,000,000	
47	Portugal	\$ 1,286,000,000	FY99/00
48	Czech Republic	\$ 1,190,200,000	FY01
49	Hungary	\$ 1,080,000,000	2002 est.
50	Indonesia	\$ 1,000,000,000	
51	Peru	\$ 1,000,000,000	
52	Philippines	\$ 995,000,000	
53	Romania	\$ 985,000,000	2002
54	Venezuela	\$ 934,000,000	
55	Syria	\$ 858,000,000	
56	Ethiopia	\$ 800,000,000	FY00
57	Jordan	\$ 757,500,000	FY01
58	Qatar	\$ 723,000,000	
59	Ecuador	\$ 720,000,000	
60	Sri Lanka	\$ 719,000,000	
61	Ireland	\$ 700,000,000	FY00/01
62	Serbia and Montenegro	\$ 654,000,000	2002
63	Vietnam	\$ 650,000,000	
64	Zimbabwe	\$ 625,100,000	FY02
65	Ukraine	\$ 617,900,000	FY02
66	New Zealand	\$ 605,700,000	FY02
67	Sudan	\$ 581,000,000	
68	Bangladesh	\$ 559,000,000	FY96
69	Lebanon	\$ 541,000,000	
70	Bahrain	\$ 526,200,000	FY01
71	Afghanistan	\$ 525,200,000	FY02
72	Croatia	\$ 520,000,000	2002 est.
73	Yemen	\$ 482,500,000	FY01
74	Mali	\$ 419,700,000	FY02
75	Nigeria	\$ 417,900,000	FY02
76	Slovakia	\$ 406,000,000	2002
77	Cyprus	\$ 384,000,000	
78	Slovenia	\$ 370,000,000	FY00
79	Bulgaria	\$ 356,000,000	FY02
80	Tunisia	\$ 356,000,000	
81	Brunei	\$ 329,700,000	FY02
82	Congo, Democratic Republic of the	\$ 250,000,000	
83	Uruguay	\$ 250,000,000	1999
84	Bosnia and Herzegovina	\$ 234,300,000	
85	Lithuania	\$ 230,800,000	FY01
86	Angola	\$ 222,700,000	FY02

87	Kazakhstan	\$ 221,800,000	FY02
88	Botswana	\$ 207,300,000	FY02
89	Macedonia, The Former Yugoslav Republic of	\$ 200,000,000	
90	Uzbekistan	\$ 200,000,000	
91	New Caledonia	\$ 192,300,000	FY96
92	Kenya	\$ 185,200,000	FY02
93	Dominican Republic	\$ 180,000,000	
94	Belarus	\$ 176,100,000	FY02
95	Estonia	\$ 155,000,000	2002 est.
96	Guinea	\$ 154,000,000	FY02
97	Luxembourg	\$ 147,800,000	FY01/02
98	Bolivia	\$ 147,000,000	
99	Cote d'Ivoire	\$ 143,500,000	FY02
100	Armenia	\$ 135,000,000	FY01
101	Panama	\$ 128,000,000	
102	Paraguay	\$ 125,000,000	
103	Uganda	\$ 124,700,000	FY02
104	Azerbaijan	\$ 121,000,000	
105	Guatemala	\$ 120,000,000	
106	Cameroon	\$ 118,600,000	FY00
107	Cambodia	\$ 112,000,000	
108	El Salvador	\$ 112,000,000	
109	Eritrea	\$ 95,750,000	FY02
110	Trinidad and Tobago	\$ 90,000,000	1999
111	Turkmenistan	\$ 90,000,000	
112	Latvia	\$ 87,000,000	FY01
113	Congo, Republic of the	\$ 84,000,000	FY01
114	Gabon	\$ 81,900,000	FY02
115	Benin	\$ 80,800,000	FY02
116	Namibia	\$ 73,100,000	FY02
117	Costa Rica	\$ 69,000,000	
118	Senegal	\$ 68,600,000	FY02
119	Malta	\$ 60,000,000	2000 est.
120	Rwanda	\$ 59,570,000	FY02
121	Nepal	\$ 57,220,000	FY02
122	Albania	\$ 56,500,000	FY02
123	Laos	\$ 55,000,000	
124	Madagascar	\$ 52,300,000	FY02
125	Haiti	\$ 50,000,000	FY00
126	Burkina Faso	\$ 45,830,000	FY02
127	Burundi	\$ 42,130,000	FY02
128	Chad	\$ 40,740,000	FY02
129	Papua New Guinea	\$ 40,210,000	FY02
130	Fiji	\$ 39,210,000	FY02



131	Burma	\$ 39,000,000	
132	Mauritania	\$ 37,110,000	FY02
133	Ghana	\$ 36,010,000	FY02
134	Tajikistan	\$ 35,400,000	FY01
135	Mozambique	\$ 35,100,000	
136	Honduras	\$ 35,000,000	
137	Maldives	\$ 34,460,000	FY02
138	Lesotho	\$ 34,000,000	1999
139	Zambia	\$ 33,460,000	FY02
140	Equatorial Guinea	\$ 30,000,000	FY02
141	Jamaica	\$ 30,000,000	
142	Djibouti	\$ 26,530,000	FY02
143	Nicaragua	\$ 26,000,000	
144	Togo	\$ 23,720,000	FY02
145	Mongolia	\$ 23,100,000	FY02
146	Georgia	\$ 23,000,000	
147	Niger	\$ 20,540,000	FY02
148	Bahamas, The	\$ 20,000,000	FY95/96
149	Swaziland	\$ 20,000,000	FY01
150	Tanzania	\$ 19,680,000	FY02
151	Kyrgyzstan	\$ 19,200,000	FY01
152	Somalia	\$ 17,100,000	FY02
153	Central African Republic	\$ 13,430,000	FY02
154	Malawi	\$ 13,010,000	FY02
155	Seychelles	\$ 12,800,000	FY02
156	Sierra Leone	\$ 10,260,000	FY02
157	Mauritius	\$ 9,712,000	FY02
158	Bhutan	\$ 9,300,000	FY02
159	Cape Verde	\$ 9,300,000	FY02
160	Liberia	\$ 7,800,000	FY02
161	Belize	\$ 7,700,000	
162	Moldova	\$ 6,400,000	FY02
163	Comoros	\$ 6,000,000	FY02
164	Guinea-Bissau	\$ 5,600,000	FY02
165	East Timor	\$ 4,400,000	FY03
166	Bermuda	\$ 4,028,000	January 2002
167	Gambia, The	\$ 1,200,000	FY02
168	San Marino	\$ 700,000	FY00/01
169	Sao Tome and Principe	\$ 400,000	FY01
170	Iceland	\$ 0	

### Military Expenditures - percent of GDP

Rank	Country	Military expenditures - percent of GDP(%)	Date of Information
1	Korea, North	33.9	FY02
2	Mali	15	FY02
3	Saudi Arabia	13	
4	Ethiopia	12.6	FY00
5	Oman	12.2	FY01
6	Eritrea	12	FY02
7	Qatar	10	
8	Israel	8.75	FY02
9	Jordan	8.6	FY01
10	Maldives	8.6	FY02
11	Afghanistan	7.7	FY02
12	Bahrain	6.7	FY01
13	Armenia	6.5	FY01
14	Macedonia, The Former Yugoslav Republic of	6	
15	Syria	5.9	
16	Kuwait	5.5	FY01
17	Angola	5.4	FY02
18	Burundi	5.3	FY02
19	New Caledonia	5.3	FY96
20	Yemen	5.2	FY01
21	Brunei	5	FY02
22	Greece	4.91	
23	Singapore	4.9	
24	Lebanon	4.8	
25	Swaziland	4.75	FY00
26	Congo, Democratic Republic of the	4.6	
27	Pakistan	4.6	FY02
28	Bosnia and Herzegovina	4.5	
29	Turkey	4.5	2002 est.
30	Djibouti	4.4	FY02
31	China	4.3	FY02
32	Sri Lanka	4.2	
33	Laos	4.2	
34	Algeria	4.1	
35	Egypt	4.1	FY99
36	Cuba	4	
37	Morocco	4	
38	Libya	3.9	
39	Tajikistan	3.9	FY01
40	Cyprus	3.8	

41	Mauritania	3.7	FY02
42	Botswana	3.5	FY02
43	Colombia	3.4	FY01
44	Turkmenistan	3.4	
45	Ecuador	3.4	
46	Guinea	3.3	FY02
47	United States	3.2	
48	Zimbabwe	3.2	FY02
49	Chile	3.1	
50	Iran	3.1	
51	United Arab Emirates	3.1	
52	Cambodia	3	
53	Rwanda	3	FY02
54	Comoros	3	FY02
55	Australia	2.9	FY02
56	Congo, Republic of the	2.8	FY01
57	Korea, South	2.8	FY02
58	Guinea-Bissau	2.8	FY02
59	Benin	2.7	FY02
60	Taiwan	2.7	FY02
61	Bulgaria	2.7	FY02
62	Azerbaijan	2.6	
63	France	2.57	2002
64	Equatorial Guinea	2.5	FY02
65	Vietnam	2.5	
66	Sudan	2.5	
67	Romania	2.47	2002
68	Namibia	2.4	FY02
69	Croatia	2.39	2002 est.
70	United Kingdom	2.32	2002
71	India	2.3	FY02
72	Fiji	2.2	FY02
73	Mongolia	2.2	FY02
74	Portugal	2.2	FY99/00
75	Norway	2.13	2002
76	Burma	2.1	
77	Uganda	2.1	FY02
78	Sweden	2.1	FY01
79	Czech Republic	2.1	FY01
80	Malaysia	2.03	
81	Estonia	2	2002 est.
82	Gabon	2	FY02
83	Uzbekistan	2	
84	World	2	

85	Finland	2	FY98/99
86	Brazil	1.9	FY99
87	Chad	1.9	FY02
88	Lithuania	1.9	FY01
89	Bhutan	1.9	FY02
90	Slovakia	1.89	2002
91	Belize	1.87	
92	Bangladesh	1.8	FY96
93	Bolivia	1.8	FY99
94	Kenya	1.8	FY02
95	Peru	1.8	
96	Seychelles	1.8	FY02
97	Togo	1.8	FY02
98	Hungary	1.75	2002 est.
99	Poland	1.71	2002
100	Malta	1.7	2000
101	Slovenia	1.7	FY00
102	South Africa	1.7	FY02
103	Italy	1.64	2002
104	Costa Rica	1.6	
105	Cape Verde	1.6	FY02
106	Suriname	1.6	
107	Netherlands	1.5	FY00/01 est.
108	Sierra Leone	1.5	FY02
109	Tunisia	1.5	
110	Philippines	1.5	
111	Albania	1.49	FY02
112	Belgium	1.4	FY01/02
113	Belarus	1.4	FY02
114	Denmark	1.4	FY99/00
115	Burkina Faso	1.4	FY02
116	Ukraine	1.4	FY02
117	Thailand	1.4	
118	Trinidad and Tobago	1.4	1999
119	Senegal	1.4	FY02
120	Papua New Guinea	1.4	FY02
121	Paraguay	1.4	
122	Kyrgyzstan	1.4	FY01
123	Cote d'Ivoire	1.4	FY02
124	Cameroon	1.4	FY98
125	Germany	1.38	2002
126	Argentina	1.3	FY00
127	Haiti	1.3	FY00
128	Indonesia	1.3	

129	Liberia	1.3	FY02
130	Panama	1.3	
131	Latvia	1.2	FY01
132	Nicaragua	1.2	
133	Madagascar	1.2	FY02
134	Spain	1.15	2002
135	Canada	1.1	FY01/02
136	Central African Republic	1.1	FY02
137	Dominican Republic	1.1	
138	Niger	1.1	FY02
139	Nepal	1.1	FY02
140	Uruguay	1.1	2000
141	Japan	1	FY02
142	Mexico	1	
143	Mozambique	1	
144	New Zealand	1	FY02
145	Switzerland	1	FY01
146	Nigeria	1	FY02
147	Ireland	0.9	FY00/01
148	Venezuela	0.9	
149	Zambia	0.9	FY02
150	Somalia	0.9	FY02
151	Kazakhstan	0.9	FY02
152	Austria	0.8	FY01/02
153	Sao Tome and Principe	0.8	FY01
154	Luxembourg	0.8	FY01/02
155	Bahamas, The	0.7	FY99
156	Malawi	0.7	FY02
157	El Salvador	0.7	
158	Ghana	0.6	FY02
159	Guatemala	0.6	
160	Honduras	0.6	
161	Georgia	0.59	
162	Moldova	0.4	FY02
163	Gambia, The	0.3	FY02
164	Mauritius	0.2	FY02
165	Tanzania	0.2	FY02
166	Bermuda	0.11	

Are you suggesting that military expenditure is shameful?

Andronicos The Cynic

**No. Everyone has the right to defend themselves, their Tribe and their planet, but what if all wars ceased within a few years? There would be a lot of happy people, mostly tax payers. What if 12% of the above resource, was used to provide infrastructure to millions of volunteers in some kind of grand rebuilding scheme, such as turning the Sahara Desert into a food growing region of the world.**

**Andronicos "The Great"**

## External Debt

Rank	Country	Debt - external	Date of Information
1	World	\$ 2,000,000,000,000	2002 est.
2	United States	\$ 862,000,000,000	1995 est.
3	Brazil	\$ 222,400,000,000	2002
4	Australia	\$ 176,800,000,000	2001 est.
5	Argentina	\$ 155,000,000,000	2001 est.
6	Russia	\$ 153,500,000,000	yearend 2002
7	Mexico	\$ 150,000,000,000	2000 est.
8	China	\$ 149,400,000,000	2002 est.
9	Korea, South	\$ 135,200,000,000	2001
10	Indonesia	\$ 131,000,000,000	2002 est.
11	Iraq	\$ 120,000,000,000	2002 est.
12	Turkey	\$ 118,300,000,000	yearend 2001
13	India	\$ 100,600,000,000	2001 est.
14	Spain	\$ 90,000,000,000	1993 est.
15	Sweden	\$ 66,500,000,000	1994
16	Poland	\$ 64,000,000,000	2002
17	Greece	\$ 63,400,000,000	2002 est.
18	Thailand	\$ 62,500,000,000	2002 est.
19	Philippines	\$ 60,300,000,000	2002
20	Hong Kong	\$ 49,500,000,000	2002 est.
21	Malaysia	\$ 47,500,000,000	2002 est.
22	Israel	\$ 42,800,000,000	2001 est.
23	Chile	\$ 40,400,000,000	2002
24	Colombia	\$ 38,400,000,000	2002 est.
25	Venezuela	\$ 38,200,000,000	2000

26	New Zealand	\$ 33,000,000,000	2002 est.
27	Pakistan	\$ 32,300,000,000	2002 est.
28	Hungary	\$ 31,500,000,000	2002 est.
29	Egypt	\$ 30,500,000,000	2002 est.
30	Finland	\$ 30,000,000,000	December 1993
31	Nigeria	\$ 29,700,000,000	2002 est.
32	Peru	\$ 29,200,000,000	2002 est.
33	Belgium	\$ 28,300,000,000	1999 est.
34	Saudi Arabia	\$ 25,900,000,000	2003 est.
35	South Africa	\$ 24,700,000,000	2002 est.
36	Taiwan	\$ 24,700,000,000	2002
37	Czech Republic	\$ 23,800,000,000	2002
38	Syria	\$ 22,000,000,000	2002 est.
39	Denmark	\$ 21,700,000,000	2000
40	Algeria	\$ 21,600,000,000	2002 est.
41	United Arab Emirates	\$ 18,500,000,000	2002 est.
42	Morocco	\$ 17,700,000,000	2002 est.
43	Bangladesh	\$ 16,500,000,000	2002
44	Croatia	\$ 16,500,000,000	2001
45	Sudan	\$ 15,800,000,000	2002 est.
46	Qatar	\$ 15,400,000,000	2002 est.
47	Ecuador	\$ 14,400,000,000	2002
48	Ukraine	\$ 14,200,000,000	2002
49	Vietnam	\$ 14,100,000,000	2001
50	Romania	\$ 13,700,000,000	2002 est.
51	Tunisia	\$ 13,600,000,000	2003 est.
52	Portugal	\$ 13,100,000,000	1997 est.
53	Congo, Democratic Republic of the	\$ 12,900,000,000	2000 est.
54	Cuba	\$ 12,300,000,000	2002 est.
55	Austria	\$ 12,100,000,000	2001 est.
56	Korea, North	\$ 12,000,000,000	1996 est.
57	Uruguay	\$ 11,800,000,000	2002 est.
58	Ireland	\$ 11,000,000,000	1998
59	Kuwait	\$ 10,400,000,000	2000 est.
60	Bulgaria	\$ 10,300,000,000	yearend 2002
61	Cote d'Ivoire	\$ 10,300,000,000	2002 est.
62	Angola	\$ 9,900,000,000	2002 est.
63	Sri Lanka	\$ 9,800,000,000	2002
64	Slovakia	\$ 9,600,000,000	2002 est.
65	Lebanon	\$ 9,300,000,000	2002 est.
66	Serbia and Montenegro	\$ 9,200,000,000	2001 est.
67	Iran	\$ 8,700,000,000	2002 est.
68	Cameroon	\$ 8,600,000,000	2002 est.
69	Jordan	\$ 8,200,000,000	2002 est.

70	Singapore	\$ 8,200,000,000	2002 est.
71	Cyprus	\$ 8,000,000,000	2002
72	Slovenia	\$ 7,900,000,000	2001
73	Ghana	\$ 7,200,000,000	2002 est.
74	Panama	\$ 7,000,000,000	2002 est.
75	Tanzania	\$ 6,800,000,000	2002 est.
76	Kazakhstan	\$ 6,600,000,000	2002 est.
77	Yemen	\$ 6,200,000,000	2002
78	Burma	\$ 6,100,000,000	2002 est.
79	Bolivia	\$ 5,900,000,000	2002 est.
80	Lithuania	\$ 5,800,000,000	2002 est.
81	Zambia	\$ 5,800,000,000	2001
82	Nicaragua	\$ 5,800,000,000	2002 est.
83	Kenya	\$ 5,700,000,000	2002 est.
84	Oman	\$ 5,700,000,000	2002 est.
85	El Salvador	\$ 5,600,000,000	2001 est.
86	Honduras	\$ 5,400,000,000	2002
87	Ethiopia	\$ 5,300,000,000	2001 est.
88	Jamaica	\$ 5,300,000,000	2002 est.
89	Congo, Republic of the	\$ 5,000,000,000	2000 est.
90	Guatemala	\$ 4,900,000,000	2002 est.
91	Costa Rica	\$ 4,800,000,000	2002 est.
92	Dominican Republic	\$ 4,800,000,000	2002 est.
93	Madagascar	\$ 4,600,000,000	2002
94	Uzbekistan	\$ 4,600,000,000	2002 est.
95	Libya	\$ 4,400,000,000	2001 est.
96	Zimbabwe	\$ 3,900,000,000	2002 est.
97	Gabon	\$ 3,800,000,000	2002 est.
98	Bahrain	\$ 3,700,000,000	2002
99	Guinea	\$ 3,400,000,000	2000 est.
100	Latvia	\$ 3,400,000,000	2000 est.
101	Estonia	\$ 3,300,000,000	2001 est.
102	Mali	\$ 3,300,000,000	2000
103	Paraguay	\$ 3,200,000,000	2002 est.
104	Senegal	\$ 3,100,000,000	2002 est.
105	Malawi	\$ 2,900,000,000	2002
106	Bosnia and Herzegovina	\$ 2,800,000,000	2001
107	Uganda	\$ 2,800,000,000	2002 est.
108	Papua New Guinea	\$ 2,800,000,000	2002 est.
109	Trinidad and Tobago	\$ 2,800,000,000	2002 est.
110	Iceland	\$ 2,600,000,000	1999
111	Somalia	\$ 2,600,000,000	2000 est.
112	Nepal	\$ 2,550,000,000	FY00
113	Laos	\$ 2,530,000,000	1999



114	Mauritania	\$ 2,500,000,000	2000
115	Mauritius	\$ 2,400,000,000	2002 est.
116	Turkmenistan	\$ 2,300,000,000	2001 est.
117	Liberia	\$ 2,100,000,000	2000 est.
118	Georgia	\$ 1,700,000,000	2001
119	Benin	\$ 1,600,000,000	2000
120	Niger	\$ 1,600,000,000	1999 est.
121	Kyrgyzstan	\$ 1,500,000,000	2002 est.
122	Sierra Leone	\$ 1,500,000,000	2002 est.
123	Azerbaijan	\$ 1,400,000,000	2002
124	Togo	\$ 1,400,000,000	2000
125	Netherlands Antilles	\$ 1,350,000,000	1996
126	Moldova	\$ 1,300,000,000	2002
127	Rwanda	\$ 1,300,000,000	2000 est.
128	Burkina Faso	\$ 1,300,000,000	2000
129	Macedonia, The Former Yugoslav Republic of	\$ 1,300,000,000	2001 est.
130	French Guiana	\$ 1,200,000,000	1988
131	Guyana	\$ 1,200,000,000	2002
132	Haiti	\$ 1,200,000,000	1999
133	Burundi	\$ 1,140,000,000	2001
134	Chad	\$ 1,100,000,000	2000 est.
135	Tajikistan	\$ 1,000,000,000	2002 est.
136	Mozambique	\$ 966,000,000	2002 est.
137	Guinea-Bissau	\$ 941,500,000	2000 est.
138	Mongolia	\$ 913,000,000	2001 est.
139	Armenia	\$ 905,000,000	June 2001
140	Central African Republic	\$ 881,400,000	2000 est.
141	Belarus	\$ 851,000,000	2001 est.
142	Cambodia	\$ 829,000,000	1999 est.
143	Albania	\$ 784,000,000	2000
144	Lesotho	\$ 735,000,000	2002
145	Barbados	\$ 692,000,000	2002
146	Namibia	\$ 517,000,000	2002 est.
147	Gambia, The	\$ 476,000,000	2001 est.
148	Belize	\$ 475,000,000	2001 est.
149	Bahamas, The	\$ 371,600,000	2001
150	Djibouti	\$ 366,000,000	2002 est.
151	Botswana	\$ 360,000,000	2002
152	Cape Verde	\$ 325,000,000	2002
153	Suriname	\$ 321,000,000	2002 est.
154	Swaziland	\$ 320,000,000	2002 est.
155	Eritrea	\$ 311,000,000	2000 est.
156	Aruba	\$ 285,000,000	1996
157	Maldives	\$ 281,000,000	2003 est.

158	Macau	\$ 255,000,000	2000 est.
159	Sao Tome and Principe	\$ 253,800,000	2000
160	Equatorial Guinea	\$ 248,000,000	2000 est.
161	Bhutan	\$ 245,000,000	2000
162	Comoros	\$ 232,000,000	2000 est.
163	Antigua and Barbuda	\$ 231,000,000	1999
164	Saint Lucia	\$ 214,000,000	2000
165	Samoa	\$ 197,000,000	2000
166	Grenada	\$ 196,000,000	2000
167	Martinique	\$ 180,000,000	1994
168	Saint Kitts and Nevis	\$ 171,000,000	2001
169	Seychelles	\$ 170,000,000	2002 est.
170	Saint Vincent and the Grenadines	\$ 167,200,000	2000
171	Dominica	\$ 161,500,000	2001
172	Bermuda	\$ 145,000,000	FY99/00
173	Cook Islands	\$ 141,000,000	1996 est.
174	Solomon Islands	\$ 137,000,000	2001 est.
175	Fiji	\$ 135,900,000	2000
176	Malta	\$ 130,000,000	1997
177	Gaza Strip	\$ 108,000,000	1997 est.
178	West Bank	\$ 108,000,000	1997 est.
179	Marshall Islands	\$ 86,500,000	FY99/00 est.
180	New Caledonia	\$ 79,000,000	1998 est.
181	Cayman Islands	\$ 70,000,000	1996
182	Vanuatu	\$ 68,600,000	2000 est.
183	Faroe Islands	\$ 64,000,000	1999
184	Tonga	\$ 57,500,000	June 2001
185	Micronesia, Federated States of	\$ 53,100,000	FY02/03 est.
186	British Virgin Islands	\$ 36,100,000	1997
187	Nauru	\$ 33,300,000	
188	Greenland	\$ 25,000,000	1999
189	Kiribati	\$ 10,000,000	1999 est.
190	Montserrat	\$ 8,900,000	1997
191	Anguilla	\$ 8,800,000	1998
192	Niue	\$ 418,000	2002 est.
193	Brunei	\$ 0	
194	Norway	\$ 0	
195	Tokelau	\$ 0	
196	Palau	\$ 0	FY99/00
197	Liechtenstein	\$ 0	2001

So is it shameful to borrow money to fund the day to day operations of a nation?

Andronicos The Cynic

**No, but remember future generations will have to pay these debts unless an alternative to the monetary system is created one day. If all tribes invested in War Bonds as described in Section 1 of the 12-12-12 book, one day all these debts can be retired.**

**Andronicos "The Great"**

### National Budget

Country	Budget
Afghanistan	revenues: \$200 million expenditures: \$550 million, including capital expenditures of \$NA (2003 plan est.)
Albania	revenues: \$697 million expenditures: \$1.5 billion, including capital expenditures of \$368 million (2002 est.)
Algeria	revenues: \$20.3 billion expenditures: \$18.8 billion, including capital expenditures of \$5.8 billion (2001 est.)
American Samoa	revenues: \$121 million (37% in local revenue and 63% in US grants) expenditures: \$127 million, including capital expenditures of \$NA (FY96/97)
Andorra	revenues: \$385 million expenditures: \$342 million, including capital expenditures of \$NA (1997)
Angola	revenues: \$928 million expenditures: \$2.5 billion, including capital expenditures of \$963 million (1992 est.)
Anguilla	revenues: \$22.8 million expenditures: \$22.5 million, including capital expenditures of NA (2000 est.)
Antigua and Barbuda	revenues: \$123.7 million expenditures: \$145.9 million, including capital expenditures of \$NA (2000 est.)
Argentina	revenues: \$44 billion expenditures: \$48 billion, including capital expenditures of \$NA (2000 est.)
Armenia	revenues: \$402 million expenditures: \$482 million, including capital expenditures of \$NA (2003 est.)
Aruba	revenues: \$135.81 million expenditures: \$147 million, including capital expenditures of \$NA (2000)

Australia	revenues: \$86.8 billion expenditures: \$84.1 billion, including capital expenditures of \$NA (FY00/01 est.)
Austria	revenues: \$53 billion expenditures: \$54 billion, including capital expenditures of \$NA (2001 est.)
Azerbaijan	revenues: \$786 million expenditures: \$807 million, including capital expenditures of \$NA (2001)
Bahamas, The	revenues: \$918.5 million expenditures: \$956.5 million, including capital expenditures of \$106.7 million (FY99/00)
Bahrain	revenues: \$1.8 billion expenditures: \$2.2 billion, including capital expenditures of \$700 million (2002 est.)
Bangladesh	revenues: \$4.9 billion expenditures: \$6.8 billion, including capital expenditures of \$NA (FY99/00 est.)
Barbados	revenues: \$847 million (including grants) expenditures: \$886 million, including capital expenditures of \$NA (2000 est.)
Belarus	revenues: \$4 billion expenditures: \$4.1 billion, including capital expenditures of \$180 million (1997 est.)
Belgium	revenues: \$113.4 billion expenditures: \$106 billion, including capital expenditures of \$7.17 billion (2000)
Belize	revenues: \$224 million expenditures: \$209 million, including capital expenditures of \$70 million (2002 est.)
Benin	revenues: \$377.4 million expenditures: \$561.8 million, including capital expenditures of \$NA (2001)
Bermuda	revenues: \$609.5 million expenditures: \$574.6 million, including capital expenditures of \$54.8 million (FY00/01)
Bhutan	revenues: \$146 million expenditures: \$152 million, including capital expenditures of \$NA (FY95/96 est.) Note: the government of India finances nearly three-fifths of Bhutan's budget expenditures (FY95/96 est.)
Bolivia	revenues: \$4 billion expenditures: \$4 billion, including capital expenditures of \$NA (2002 est.)
Bosnia and Herzegovina	revenues: \$1.9 billion expenditures: \$2.2 billion, including capital expenditures of \$NA (1999 est.)
Botswana	revenues: \$2.3 billion expenditures: \$2.4 billion, including capital expenditures of \$NA (FY01/02)
Brazil	revenues: \$100.6 billion expenditures: \$91.6 billion, including capital expenditures of \$NA (2000)
British Virgin Islands	revenues: \$121.5 million expenditures: \$115.5 million, including capital expenditures of \$NA

	(1997)
Brunei	revenues: \$2.5 billion expenditures: \$2.6 billion, including capital expenditures of \$1.35 billion (1997 est.)
Bulgaria	revenues: \$5.57 billion expenditures: \$5.68 billion, including capital expenditures of \$NA (2001 est.)
Burkina Faso	revenues: \$316 million expenditures: \$NA, including capital expenditures of \$NA (2001)
Burma	revenues: \$7.9 billion expenditures: \$12.2 billion, including capital expenditures of \$5.7 billion (FY96/97)
Burundi	revenues: \$125 million expenditures: \$176 million, including capital expenditures of \$NA (2000 est.)
Cambodia	revenues: \$396 million expenditures: \$607 million, including capital expenditures of \$254 million (2001 est.)
Cameroon	revenues: \$2.2 billion expenditures: \$2.1 billion, including capital expenditures of \$NA (FY00/01 est.)
Canada	revenues: \$178.6 billion expenditures: \$161.4 billion, including capital expenditures of \$NA (FY00/01 est.)
Cape Verde	revenues: \$112 million expenditures: \$198 million, including capital expenditures of \$NA (2000)
Cayman Islands	revenues: \$265.2 million expenditures: \$248.9 million, including capital expenditures of \$NA (1997)
Central African Republic	revenues: \$NA expenditures: \$NA, including capital expenditures of \$NA
Chad	revenues: \$198 million expenditures: \$218 million, including capital expenditures of \$146 million (1998 est.)
Chile	revenues: \$17 billion expenditures: \$17 billion, including capital expenditures of \$NA (2001 est.)
China	revenues: \$224.8 billion expenditures: \$267.1 billion, including capital expenditures of \$NA (2002 est.)
Christmas Island	revenues: \$NA expenditures: \$NA, including capital expenditures of \$NA
Cocos (Keeling) Islands	revenues: \$NA expenditures: \$NA, including capital expenditures of \$NA
Colombia	revenues: \$24 billion expenditures: \$25.6 billion, including capital expenditures of \$NA (2001 est.)
Comoros	revenues: \$27.6 million expenditures: \$NA, including capital expenditures of \$NA (2001 est.)

Congo, Democratic Republic of the	revenues: \$269 million expenditures: \$244 million, including capital expenditures of \$24 million (1996 est.)
Congo, Republic of the	revenues: \$870 million expenditures: \$970 million, including capital expenditures of \$NA (1997 est.)
Cook Islands	revenues: \$28 million expenditures: \$27 million, including capital expenditures of \$3.3 million (FY00/01 est.)
Costa Rica	revenues: \$1.91 billion expenditures: \$2.35 billion, including capital expenditures of \$NA (2000 est.)
Cote d'Ivoire	revenues: \$1.72 billion expenditures: \$2.4 billion, including capital expenditures of \$420 million (2001 est.)
Croatia	revenues: \$8.6 billion expenditures: \$9 billion, including capital expenditures of \$NA (2001 est.)
Cuba	revenues: \$14.9 billion expenditures: \$15.6 billion, including capital expenditures of \$NA (2000 est.)
Cyprus	revenues: Greek Cypriot area - \$4.4 billion, Turkish Cypriot area - \$231.3 million (2002 est.) expenditures: \$3.7 billion, Greek Cypriot area - \$539 million, including capital expenditures of \$539 million, Turkish Cypriot area - \$432.8 million, including capital expenditures of NA (2003 est.)
Czech Republic	revenues: \$16.7 billion expenditures: \$18 billion, including capital expenditures of \$NA (2001 est.)
Denmark	revenues: \$52.9 billion expenditures: \$51.3 billion, including capital expenditures of \$500 million (2001 est.)
Djibouti	revenues: \$135 million expenditures: \$182 million, including capital expenditures of \$NA (1999 est.)
Dominica	revenues: \$73.9 million expenditures: \$84.4 million, including capital expenditures of \$NA (2001)
Dominican Republic	revenues: \$2.9 billion expenditures: \$3.2 billion, including capital expenditures of \$1.1 billion (2001 est.)
East Timor	revenues: \$36 million expenditures: \$97 million, including capital expenditures of \$NA (2003 est.)
Ecuador	revenues: \$5.6 billion expenditures: planned \$5.6 billion, including capital expenditures of \$NA (2001 est.)
Egypt	revenues: \$21.5 billion expenditures: \$26.2 billion, including capital expenditures of \$5.9 billion (2001)
El Salvador	revenues: \$2.1 billion expenditures: \$2.5 billion, including capital expenditures of \$NA (2001 est.)

Equatorial Guinea	revenues: \$200 million expenditures: \$158 million, including capital expenditures of \$NA (2001 est.)
Eritrea	revenues: \$206.4 million expenditures: \$615.7 million, including capital expenditures of \$NA (2000 est.)
Estonia	revenues: \$1.89 billion expenditures: \$1.89 billion, including capital expenditures of \$NA (2002 est.)
Ethiopia	revenues: \$1.8 billion expenditures: \$1.9 billion, including capital expenditures of \$600 million (2002 est.)
Falkland Islands (Islas Malvinas)	revenues: \$66.2 million expenditures: \$67.9 million, including capital expenditures of \$23.2 million (FY98 est.)
Faroe Islands	revenues: \$488 million expenditures: \$484 million, including capital expenditures of \$21 million (1999)
Fiji	revenues: \$427.9 million expenditures: \$531.4 million, including capital expenditures of \$NA (2000 est.)
Finland	revenues: \$36.1 billion expenditures: \$31 billion, including capital expenditures of \$NA (2000 est.)
France	revenues: \$286 billion expenditures: \$330 billion, including capital expenditures of \$23 billion (2002 est.)
French Guiana	revenues: \$225 million expenditures: \$390 million, including capital expenditures of \$105 million (1996)
French Polynesia	revenues: \$1 billion expenditures: \$900 million, including capital expenditures of \$185 million (1996)
Gabon	revenues: \$1.8 billion expenditures: \$1.8 billion, including capital expenditures of \$310 million (2002 est.)
Gambia, The	revenues: \$90.5 million expenditures: \$80.9 million, including capital expenditures of \$4.1 million (2001 est.)
Gaza Strip	revenues: \$930 million expenditures: \$1.2 billion, including capital expenditures of \$15 million (includes West Bank) (2000 est.)
Georgia	revenues: \$499 million expenditures: \$554 million, including capital expenditures of \$NA (2001 est.)
Germany	revenues: \$802 billion expenditures: \$825 billion, including capital expenditures of \$NA (2001 est.)
Ghana	revenues: \$1.603 billion expenditures: \$1.975 billion, including capital expenditures of \$NA (2001 est.)
Gibraltar	revenues: \$307 million expenditures: \$284 million, including capital expenditures of \$NA

	(FY00/01 est.)
Greece	revenues: \$45 billion expenditures: \$47.6 billion, including capital expenditures of \$NA (1998 est.)
Greenland	revenues: \$646 million expenditures: \$629 million, including capital expenditures of \$85 million (1999)
Grenada	revenues: \$85.8 million expenditures: \$102.1 million, including capital expenditures of \$28 million (1997)
Guadeloupe	revenues: \$225 million expenditures: \$390 million, including capital expenditures of \$105 million (1996)
Guam	revenues: \$340 million expenditures: \$445 million, including capital expenditures of \$NA (2003 est.)
Guatemala	revenues: \$2.3 billion expenditures: \$2.7 billion, including capital expenditures of \$750 million (2002 est.)
Guernsey	revenues: \$381.3 million expenditures: \$368.8 million, including capital expenditures of \$NA (2000 est.)
Guinea	revenues: \$395.7 million expenditures: \$472.4 million, including capital expenditures of \$NA million (2000 est.)
Guinea-Bissau	revenues: \$NA expenditures: \$NA, including capital expenditures of \$NA
Guyana	revenues: \$227 million expenditures: \$235.2 million, including capital expenditures of \$93.4 million (2000)
Haiti	revenues: \$273 million expenditures: \$361 million, including capital expenditures of \$NA (FY00/01 est.)
Holy See (Vatican City)	revenues: \$173.5 million expenditures: \$176.6 million, including capital expenditures of \$NA (2001)
Honduras	revenues: \$607 million expenditures: \$411.9 million, including capital expenditures of \$106 million (1999 est.)
Hong Kong	\$22.8 billion expenditures: \$30.7 billion, including capital expenditures of \$NA (FY02)
Hungary	revenues: \$13 billion expenditures: \$14.4 billion, including capital expenditures of \$NA (2000 est.)
Iceland	revenues: \$3.5 billion expenditures: \$3.3 billion, including capital expenditures of \$467 million (1999)
India	revenues: \$48.3 billion expenditures: \$78.2 billion, including capital expenditures of \$13.5 billion (FY01/02 est.)
Indonesia	revenues: \$26 billion expenditures: \$30 billion, including capital expenditures of \$NA (2000 est.)



Iran	revenues: \$29.5 billion expenditures: \$31.6 billion, including capital expenditures of \$NA (2002 est.)
Iraq	revenues: \$NA expenditures: \$NA, including capital expenditures of \$NA
Ireland	revenues: \$30.7 billion expenditures: \$30.5 billion, including capital expenditures of \$5.5 billion (2002)
Israel	revenues: \$38.5 billion expenditures: \$45.1 billion, including capital expenditures of \$NA (2002 est.)
Italy	revenues: \$504 billion expenditures: \$517 billion, including capital expenditures of \$NA (2001 est.)
Jamaica	revenues: \$2.23 billion expenditures: \$2.56 billion, including capital expenditures of \$232.5 million (FY99/00 est.)
Japan	revenues: \$441 billion expenditures: \$718 billion, including capital expenditures (public works only) of about NA (FY01 est.)
Jersey	revenues: \$601 million expenditures: \$588 million, including capital expenditures of \$98 million (2000 est.)
Jordan	revenues: \$2.7 billion expenditures: \$3 billion, including capital expenditures of \$614 million (2002 est.)
Kazakhstan	revenues: \$4.2 billion expenditures: \$5.1 billion, including capital expenditures of \$NA (2001 est.)
Kenya	revenues: \$2.91 billion expenditures: \$2.97 billion, including capital expenditures of \$NA (2000 est.)
Kiribati	revenues: \$28.4 million expenditures: \$37.2 million, including capital expenditures of \$NA (2000 est.)
Korea, North	revenues: \$NA expenditures: \$NA, including capital expenditures of \$NA
Korea, South	revenues: \$118.1 billion expenditures: \$95.7 billion, including capital expenditures of \$22.6 billion (2000)
Kuwait	revenues: \$11 billion expenditures: \$17.5 billion, including capital expenditures of \$NA (FY02/03)
Kyrgyzstan	revenues: \$207.4 million expenditures: \$238.7 million, including capital expenditures of \$NA (1999 est.)
Laos	revenues: \$211 million expenditures: \$462 million, including capital expenditures of \$NA (FY98/99 est.)
Latvia	revenues: \$2.4 billion expenditures: \$2.6 billion, including capital expenditures of \$NA (2002 est.)
Lebanon	revenues: \$3.1 billion expenditures: \$5.9 billion, including capital expenditures of \$NA (2001 est.)

Lesotho	revenues: \$76 million expenditures: \$80 million, including capital expenditures of \$15 million (FY99/00 est.)
Liberia	revenues: \$85.4 million expenditures: \$90.5 million, including capital expenditures of \$NA (2000 est.)
Libya	revenues: \$13.7 billion expenditures: \$8.6 billion, including capital expenditures of \$NA (2002 est.)
Liechtenstein	revenues: \$424.2 million expenditures: \$414.1 million, including capital expenditures of \$NA (1998 est.)
Lithuania	revenues: \$1.59 billion expenditures: \$1.77 billion, including capital expenditures of \$NA (2001 est.)
Luxembourg	revenues: \$5.5 billion expenditures: \$5.5 billion, including capital expenditures of \$760 million (2002 est.)
Macau	revenues: \$1.41 billion expenditures: \$1.19 billion, including capital expenditures of \$194 million (2002)
Macedonia, The Former Yugoslav Republic of	revenues: \$1.13 billion expenditures: \$1.02 billion, including capital expenditures of \$NA (2001 est.)
Madagascar	revenues: \$553 million expenditures: \$735 million, including capital expenditures of \$NA (1998 est.)
Malawi	revenues: \$490 million expenditures: \$523 million, including capital expenditures of \$NA (FY99 est.)
Malaysia	revenues: \$20.3 billion expenditures: \$27.2 billion, including capital expenditures of \$9.4 billion (2001 est.)
Maldives	revenues: \$224 million (excluding foreign grants) expenditures: \$282 million, including capital expenditures of \$80 million (2002 est.)
Mali	revenues: \$764 million expenditures: \$828 million, including capital expenditures of \$NA (2002 est.)
Malta	revenues: \$1.5 billion expenditures: \$1.6 billion, including capital expenditures of \$NA (2000)
Man, Isle of	revenues: \$485 million expenditures: \$463 million, including capital expenditures of \$NA (FY00/01 est.)
Marshall Islands	revenues: \$42 million expenditures: \$40 million, including capital expenditures of \$NA (1999)
Martinique	revenues: \$900 million expenditures: \$2.5 billion, including capital expenditures of \$140 million (1996)
Mauritania	revenues: \$421 million expenditures: \$378 million, including capital expenditures of \$154 million (2002 est.)

Mauritius	revenues: \$1.1 billion expenditures: \$1.2 billion, including capital expenditures of \$NA (1999 est.)
Mayotte	revenues: \$NA expenditures: \$73 million, including capital expenditures of \$NA (1991 est.)
Mexico	revenues: \$136 billion expenditures: \$140 billion, including capital expenditures of \$NA (2001 est.)
Micronesia, Federated States of	revenues: \$161 million (\$69 million less grants) expenditures: \$160 million, including capital expenditures of \$NA (1998 est.)
Moldova	revenues: \$536 million expenditures: \$594 million, including capital expenditures of \$NA (1998 est.)
Monaco	revenues: \$518 million expenditures: \$531 million, including capital expenditures of \$NA (1995)
Mongolia	revenues: \$386 million expenditures: \$427 million, including capital expenditures of \$NA (2001 est.)
Montserrat	revenues: \$31.4 million expenditures: \$31.6 million, including capital expenditures of \$8.4 million (1997 est.)
Morocco	revenues: \$13.8 billion expenditures: \$14.6 billion, including capital expenditures of \$2.1 billion (2001 est.)
Mozambique	revenues: \$393.1 million expenditures: \$1.025 billion, including capital expenditures of \$479.4 million (2001 est.)
Namibia	revenues: \$883 million expenditures: \$950 million, including capital expenditures of \$NA (1998)
Nauru	revenues: \$23.4 million expenditures: \$64.8 million, including capital expenditures of \$NA (FY95/96)
Nepal	revenues: \$665 million expenditures: \$1.1 billion, including capital expenditures of \$NA (FY99 est.)
Netherlands	revenues: \$134 billion expenditures: \$134 billion, including capital expenditures of \$NA (2001 est.)
Netherlands Antilles	revenues: \$710.8 million expenditures: \$741.6 million, including capital expenditures of \$NA (1997 est.)
New Caledonia	revenues: \$861.3 million expenditures: \$735.3 million, including capital expenditures of \$52 million (1996 est.)
New Zealand	revenues: \$29.2 billion expenditures: \$31.2 billion, including capital expenditures of \$NA (2002)
Nicaragua	revenues: \$726 million expenditures: \$908 million, including capital expenditures of \$NA (2000 est.)

Niger	revenues: \$320 million, including \$134 million from foreign sources expenditures: \$320 million, including capital expenditures of \$178 million (2002 est.)
Nigeria	revenues: \$3.4 billion expenditures: \$3.6 billion, including capital expenditures of \$NA (2000 est.)
Niue	revenues: \$NA expenditures: \$NA, including capital expenditures of \$NA
Norfolk Island	revenues: \$4.6 million expenditures: \$4.8 million, including capital expenditures of \$NA (FY92/93)
Northern Mariana Islands	revenues: \$193 million expenditures: \$223 million, including capital expenditures of NA (FY01/02 est.)
Norway	revenues: \$71.7 billion expenditures: \$57.6 billion, including capital expenditures of \$NA (2000 est.)
Oman	revenues: \$9.2 billion expenditures: \$6.9 billion, including capital expenditures of \$NA (2000 est.)
Pakistan	revenues: \$12.6 billion expenditures: \$14.8 billion, including capital expenditures of \$NA (FY02 est.)
Palau	revenues: \$57.7 million expenditures: \$80.8 million, including capital expenditures of \$17.1 million (FY98/99 est.)
Panama	revenues: \$1.9 billion expenditures: \$2 billion, including capital expenditures of \$471 million (2000 est.)
Papua New Guinea	revenues: \$894 million expenditures: \$1.1 billion, including capital expenditures of \$344 million (2000 est.)
Paraguay	revenues: \$1.3 billion expenditures: \$2 billion, including capital expenditures of \$700 million (1999 est.)
Peru	revenues: \$10.4 billion expenditures: \$10.4 billion, including capital expenditures of \$NA (2002 est.)
Philippines	revenues: \$10.9 billion expenditures: \$15 billion, including capital expenditures of \$NA (2002 est.)
Pitcairn Islands	revenues: \$729,884 expenditures: \$878,119, including capital expenditures of \$NA (FY94/95 est.)
Poland	revenues: \$49.6 billion expenditures: \$52.3 billion, including capital expenditures of \$NA (1999)
Portugal	revenues: \$45 billion expenditures: \$48 billion, including capital expenditures of \$NA (2001 est.)
Puerto Rico	revenues: \$6.7 billion expenditures: \$9.6 billion, including capital expenditures of \$NA (FY99/00)
Qatar	revenues: \$5 billion expenditures: \$5.5 billion, including capital expenditures of \$2.2 billion (FY02 est.)

Reunion	revenues: \$1.26 billion expenditures: \$2.62 billion, including capital expenditures of \$NA (1998)
Romania	revenues: \$11.7 billion expenditures: \$12.4 billion, including capital expenditures of \$NA (1999 est.)
Russia	revenues: \$70 billion expenditures: \$62 billion, including capital expenditures of \$NA (2002 est.)
Rwanda	revenues: \$199.3 million expenditures: \$445 million, including capital expenditures of \$NA (2001 est.)
Saint Helena	revenues: \$11.2 million expenditures: \$11 million, including capital expenditures of \$NA (FY92)
Saint Kitts and Nevis	revenues: \$89.7 million expenditures: \$128.2 million, including capital expenditures of \$19.5 million (2003 est.)
Saint Lucia	revenues: \$141.2 million expenditures: \$146.7 million, including capital expenditures of \$25.1 million (2000 est.)
Saint Pierre and Miquelon	revenues: \$70 million expenditures: \$60 million, including capital expenditures of \$24 million (1996 est.)
Saint Vincent and the Grenadines	revenues: \$94.6 million expenditures: \$85.8 million, including capital expenditures of \$NA (2000 est.)
Samoa	revenues: \$105 million expenditures: \$119 million, including capital expenditures of \$NA (2001/02)
San Marino	revenues: \$400 million expenditures: \$400 million, including capital expenditures of \$NA (2000 est.)
Sao Tome and Principe	revenues: \$58 million expenditures: \$114 million, including capital expenditures of \$54 million (1993 est.)
Saudi Arabia	revenues: \$46 billion expenditures: \$56.5 billion, including capital expenditures of \$NA (2003 est.)
Senegal	revenues: \$1.373 billion expenditures: \$1.373 billion, including capital expenditures of \$357 million (2002 est.)
Serbia and Montenegro	revenues: \$3.9 billion expenditures: \$4.3 billion, including capital expenditures of \$NA (2001 est.)
Seychelles	revenues: \$249 million expenditures: \$262 million, including capital expenditures of \$NA (1998 est.)
Sierra Leone	revenues: \$96 million expenditures: \$351 million, including capital expenditures of \$NA (2000 est.)
Singapore	revenues: \$27.9 billion expenditures: \$19.5 billion, including capital expenditures of \$5.4 billion (FY00 est.)
Slovakia	revenues: \$5.2 billion expenditures: \$5.6 billion, including capital expenditures of \$NA (1999)

Slovenia	revenues: \$8.11 billion expenditures: \$8.32 billion, including capital expenditures of \$NA (1997 est.)
Solomon Islands	revenues: \$38 million expenditures: \$NA, including capital expenditures of \$NA (2001)
Somalia	revenues: \$NA expenditures: \$NA, including capital expenditures of \$NA
South Africa	revenues: \$22.6 billion expenditures: \$24.7 billion, including capital expenditures of \$NA billion (FY02/03)
Spain	revenues: \$105 billion expenditures: \$109 billion, including capital expenditures of \$12.8 billion (2000 est.)
Sri Lanka	revenues: \$2.8 billion expenditures: \$4.1 billion, including capital expenditures of \$NA (2001 est.)
Sudan	revenues: \$1.6 billion expenditures: \$1.9 billion, including capital expenditures of \$NA (2001 est.)
Suriname	revenues: \$393 million expenditures: \$403 million, including capital expenditures of \$34 million (1997 est.)
Svalbard	revenues: \$11.5 million expenditures: \$11.5 million, including capital expenditures of \$NA (1998 est.)
Swaziland	revenues: \$448 million expenditures: \$506.9 million, including capital expenditures of \$147 million (FY01/02)
Sweden	revenues: \$119 billion expenditures: \$110 billion, including capital expenditures of \$NA (2001 est.)
Switzerland	revenues: \$30 billion expenditures: \$30 billion, including capital expenditures of \$NA (2001 est.)
Syria	revenues: \$6 billion expenditures: \$7 billion, including capital expenditures of \$3.6 billion (2002 est.)
Taiwan	revenues: \$36 billion expenditures: \$36.1 billion, including capital expenditures of \$NA (2002)
Tajikistan	revenues: \$502 million expenditures: \$520 million, including capital expenditures of \$86 million (2002)
Tanzania	revenues: \$1.01 billion expenditures: \$1.38 billion, including capital expenditures of \$NA (FY00/01 est.)
Thailand	revenues: \$19 billion expenditures: \$21 billion, including capital expenditures of \$NA (2000 est.)
Togo	revenues: \$232 million expenditures: \$252 million, including capital expenditures of \$NA (1997 est.)
Tokelau	revenues: \$430,830 expenditures: \$2.8 million, including capital expenditures of \$37,300 (1987 est.)

Tonga	revenues: \$39.9 million expenditures: \$52.4 million, including capital expenditures of \$1.9 million (FY99/00 est.)
Trinidad and Tobago	revenues: \$1.54 billion expenditures: \$1.6 billion, including capital expenditures of \$117.3 million (1998)
Tunisia	revenues: \$5.2 billion expenditures: \$5.7 billion, including capital expenditures of \$1.6 billion (2002 est.)
Turkey	revenues: \$42.4 billion expenditures: \$69.1 billion, including capital expenditures of \$NA (2001)
Turkmenistan	revenues: \$588.6 million expenditures: \$658.2 million, including capital expenditures of \$NA (1999 est.)
Turks and Caicos Islands	revenues: \$47 million expenditures: \$33.6 million, including capital expenditures of \$NA (1997-98 est.)
Tuvalu	revenues: \$22.5 million expenditures: \$11.2 million, including capital expenditures of \$4.2 million (2000 est.)
Uganda	revenues: \$959 million expenditures: \$1.04 billion, including capital expenditures of \$NA (FY98/99 est.)
Ukraine	revenues: \$10.2 billion expenditures: \$11.1 billion, including capital expenditures of \$NA (2002 est.)
United Arab Emirates	revenues: \$20 billion expenditures: \$22 billion, including capital expenditures of \$NA (2000 est.)
United Kingdom	revenues: \$565 billion expenditures: \$540 billion, including capital expenditures of \$NA (FY01)
United States	revenues: \$1.946 trillion expenditures: \$2.052 trillion, including capital expenditures of NA (2002 est.)
Uruguay	revenues: \$3.7 billion expenditures: \$4.6 billion, including capital expenditures of \$500 million (2000)
Uzbekistan	revenues: \$4 billion expenditures: \$4.1 billion, including capital expenditures of \$NA (1999 est.)
Vanuatu	revenues: \$94.4 million expenditures: \$99.8 million, including capital expenditures of \$30.4 million (1996 est.)
Venezuela	revenues: \$21.5 billion expenditures: \$27 billion, including capital expenditures of \$NA (2000 est.)
Vietnam	revenues: \$5.3 billion expenditures: \$5.6 billion, including capital expenditures of \$1.8 billion (1999 est.)
Virgin Islands	revenues: \$364.4 million expenditures: \$364.4 million, including capital expenditures of \$NA (1990 est.)

Wallis and Futuna	revenues: \$20 million expenditures: \$17 million, including capital expenditures of \$NA (1998 est.)
West Bank	revenues: \$930 million expenditures: \$1.2 billion, including capital expenditures of \$15 million
note: includes Gaza Strip (2000 est.)	
Western Sahara	revenues: \$NA expenditures: \$NA, including capital expenditures of \$NA
Yemen	revenues: \$3 billion expenditures: \$3.1 billion, including capital expenditures of \$NA (2001 est.)
Zambia	revenues: \$1.2 billion expenditures: \$1.25 billion, including capital expenditures of \$NA (2001 est.)
Zimbabwe	revenues: \$2.5 billion expenditures: \$2.6 billion, including capital expenditures of \$NA (2000)

### Population Total

Rank	Country	Population	Date of Information
1	World	6,302,309,691	July 2003 est.
2	China	1,286,975,468	July 2003 est.
3	India	1,049,700,118	July 2003 est.
4	United States	290,342,554	July 2003 est.
5	Indonesia	234,893,453	July 2003 est.
6	Brazil	182,032,604	July 2003 est.
7	Pakistan	150,694,740	July 2003 est.
8	Russia	144,526,278	July 2003 est.
9	Bangladesh	138,448,210	July 2003 est.
10	Nigeria	133,881,703	July 2003 est.
11	Japan	127,214,499	July 2003 est.
12	Mexico	104,907,991	July 2003 est.
13	Philippines	84,619,974	July 2003 est.
14	Germany	82,398,326	July 2003 est.
15	Vietnam	81,624,716	July 2003 est.
16	Egypt	74,718,797	July 2003 est.
17	Iran	68,278,826	July 2003 est.
18	Turkey	68,109,469	July 2003 est.
19	Ethiopia	66,557,553	July 2003 est.
20	Thailand	64,265,276	July 2003 est.
21	France	60,180,529	July 2003 est.
22	United Kingdom	60,094,648	July 2003 est.
23	Italy	57,998,353	July 2003 est.
24	Congo, Democratic Republic of the	56,625,039	July 2003 est.
25	Korea, South	48,289,037	July 2003 est.
26	Ukraine	48,055,439	July 2003 est.
27	South Africa	42,768,678	July 2003 est.
28	Burma	42,510,537	July 2003 est.



29	Colombia	41,662,073	July 2003 est.
30	Spain	40,217,413	July 2003 est.
31	Argentina	38,740,807	July 2003 est.
32	Poland	38,622,660	July 2003 est.
33	Sudan	38,114,160	July 2003 est.
34	Tanzania	35,922,454	July 2003 est.
35	Algeria	32,818,500	July 2003 est.
36	Canada	32,207,113	July 2003 est.
37	Morocco	31,689,265	July 2003 est.
38	Kenya	31,639,091	July 2003 est.
39	Afghanistan	28,717,213	July 2003 est.
40	Peru	28,409,897	July 2003 est.
41	Nepal	26,469,569	July 2003 est.
42	Uzbekistan	25,981,647	July 2003 est.
43	Uganda	25,632,794	July 2003 est.
44	Iraq	24,683,313	July 2003 est.
45	Venezuela	24,654,694	July 2003 est.
46	Saudi Arabia	24,293,844	July 2003 est.
47	Malaysia	23,092,940	July 2003 est.
48	Taiwan	22,603,001	July 2003 est.
49	Korea, North	22,466,481	July 2003 est.
50	Romania	22,271,839	July 2003 est.
51	Ghana	20,467,747	July 2003 est.
52	Sri Lanka	19,742,439	July 2003 est.
53	Australia	19,731,984	July 2003 est.
54	Yemen	19,349,881	July 2003 est.
55	Syria	17,585,540	July 2003 est.
56	Mozambique	17,479,266	July 2003 est.
57	Madagascar	16,979,744	July 2003 est.
58	Cote d'Ivoire	16,962,491	July 2003 est.
59	Kazakhstan	16,763,795	July 2003 est.
60	Netherlands	16,150,511	July 2003 est.
61	Cameroon	15,746,179	July 2003 est.
62	Chile	15,665,216	July 2003 est.
63	Guatemala	13,909,384	July 2003 est.
64	Ecuador	13,710,234	July 2003 est.
65	Burkina Faso	13,228,460	July 2003 est.
66	Cambodia	13,124,764	July 2003 est.
67	Zimbabwe	12,576,742	July 2003 est.
68	Malawi	11,651,239	July 2003 est.
69	Mali	11,626,219	July 2003 est.
70	Cuba	11,263,429	July 2003 est.
71	Niger	11,058,590	July 2003 est.
72	Angola	10,766,471	July 2003 est.

73	Greece	10,665,989	July 2003 est.
74	Serbia and Montenegro	10,655,774	July 2003 est.
75	Senegal	10,580,307	July 2003 est.
76	Belarus	10,322,151	July 2003 est.
77	Zambia	10,307,333	July 2003 est.
78	Belgium	10,289,088	July 2003 est.
79	Czech Republic	10,249,216	July 2003 est.
80	Portugal	10,102,022	July 2003 est.
81	Hungary	10,045,407	July 2003 est.
82	Tunisia	9,924,742	July 2003 est.
83	Chad	9,253,493	July 2003 est.
84	Guinea	9,030,220	July 2003 est.
85	Sweden	8,878,085	July 2003 est.
86	Dominican Republic	8,715,602	July 2003 est.
87	Bolivia	8,586,443	July 2003 est.
88	Austria	8,188,207	July 2003 est.
89	Somalia	8,025,190	July 2003 est.
90	Azerbaijan	7,830,764	July 2003 est.
91	Rwanda	7,810,056	July 2003 est.
92	Bulgaria	7,537,929	July 2003 est.
93	Haiti	7,527,817	July 2003 est.
94	Hong Kong	7,394,170	July 2003 est.
95	Switzerland	7,318,638	July 2003 est.
96	Benin	7,041,490	July 2003 est.
97	Tajikistan	6,863,752	July 2003 est.
98	Honduras	6,669,789	July 2003 est.
99	El Salvador	6,470,379	July 2003 est.
100	Israel	6,116,533	July 2003 est.
101	Burundi	6,096,156	July 2003 est.
102	Paraguay	6,036,900	July 2003 est.
103	Laos	5,921,545	July 2003 est.
104	Sierra Leone	5,732,681	July 2003 est.
105	Libya	5,499,074	July 2003 est.
106	Jordan	5,460,265	July 2003 est.
107	Slovakia	5,430,033	July 2003 est.
108	Togo	5,429,299	July 2003 est.
109	Denmark	5,384,384	July 2003 est.
110	Papua New Guinea	5,295,816	July 2003 est.
111	Finland	5,190,785	July 2003 est.
112	Nicaragua	5,128,517	July 2003 est.
113	Georgia	4,934,413	July 2003 est.
114	Kyrgyzstan	4,892,808	July 2003 est.
115	Turkmenistan	4,775,544	July 2003 est.
116	Singapore	4,608,595	July 2003 est.

117	Norway	4,546,123	July 2003 est.
118	Moldova	4,439,502	July 2003 est.
119	Croatia	4,422,248	July 2003 est.
120	Eritrea	4,362,254	July 2003 est.
121	Bosnia and Herzegovina	3,989,018	July 2003 est.
122	New Zealand	3,951,307	July 2003 est.
123	Ireland	3,924,140	July 2003 est.
124	Costa Rica	3,896,092	July 2003 est.
125	Puerto Rico	3,885,877	July 2003 est.
126	Lebanon	3,727,703	July 2003 est.
127	Central African Republic	3,683,538	July 2003 est.
128	Lithuania	3,592,561	July 2003 est.
129	Albania	3,582,205	July 2003 est.
130	Uruguay	3,413,329	July 2003 est.
131	Armenia	3,326,448	July 2003 est.
132	Liberia	3,317,176	July 2003 est.
133	Panama	2,960,784	July 2003 est.
134	Congo, Republic of the	2,954,258	July 2003 est.
135	Mauritania	2,912,584	July 2003 est.
136	Oman	2,807,125	July 2003 est.
137	Mongolia	2,712,315	July 2003 est.
138	Jamaica	2,695,867	July 2003 est.
139	United Arab Emirates	2,484,818	July 2003 est.
140	Latvia	2,348,784	July 2003 est.
141	West Bank	2,237,194	July 2003 est.
142	Kuwait	2,183,161	July 2003 est.
143	Bhutan	2,139,549	July 2003 est.
144	Macedonia, The Former Yugoslav Republic of	2,063,122	July 2003 est.
145	Slovenia	1,935,677	July 2003 est.
146	Namibia	1,927,447	July 2003 est.
147	Lesotho	1,861,959	July 2003 est.
148	Botswana	1,573,267	July 2003 est.
149	Gambia, The	1,501,050	July 2003 est.
150	Estonia	1,408,556	July 2003 est.
151	Guinea-Bissau	1,360,827	July 2003 est.
152	Gabon	1,321,560	July 2003 est.
153	Gaza Strip	1,274,868	July 2003 est.
154	Mauritius	1,210,447	July 2003 est.
155	Swaziland	1,161,219	July 2003 est.
156	Trinidad and Tobago	1,104,209	July 2003 est.
157	East Timor	997,853	July 2003 est.
158	Fiji	868,531	July 2003 est.
159	Qatar	817,052	July 2003 est.
160	Cyprus	771,657	July 2003 est.

161	Reunion	755,171	July 2003 est.
162	Guyana	702,100	July 2003 est.
163	Bahrain	667,238	July 2003 est.
164	Comoros	632,948	July 2003 est.
165	Equatorial Guinea	510,473	July 2003 est.
166	Solomon Islands	509,190	July 2003 est.
167	Macau	469,903	July 2003 est.
168	Djibouti	457,130	July 2003 est.
169	Luxembourg	454,157	July 2003 est.
170	Guadeloupe	440,189	July 2003 est.
171	Suriname	435,449	July 2003 est.
172	Martinique	425,966	July 2003 est.
173	Cape Verde	412,137	July 2003 est.
174	Malta	400,420	July 2003 est.
175	Brunei	358,098	July 2003 est.
176	Maldives	329,684	July 2003 est.
177	Bahamas, The	297,477	July 2003 est.
178	Iceland	280,798	July 2003 est.
179	Barbados	277,264	July 2003 est.
180	Belize	266,440	July 2003 est.
181	French Polynesia	262,125	July 2003 est.
182	Western Sahara	261,794	July 2003 est.
183	Netherlands Antilles	216,226	July 2003 est.
184	New Caledonia	210,798	July 2003 est.
185	Vanuatu	199,414	July 2003 est.
186	French Guiana	186,917	July 2003 est.
187	Mayotte	178,437	July 2003 est.
188	Samoa	178,173	July 2003 est.
189	Sao Tome and Principe	175,883	July 2003 est.
190	Guam	163,941	July 2003 est.
191	Saint Lucia	162,157	July 2003 est.
192	Virgin Islands	124,778	July 2003 est.
193	Saint Vincent and the Grenadines	116,812	July 2003 est.
194	Micronesia, Federated States of	108,143	July 2003 est.
195	Tonga	108,141	July 2003 est.
196	Kiribati	98,549	July 2003 est.
197	Jersey	90,156	July 2003 est.
198	Grenada	89,258	July 2003 est.
199	Seychelles	80,469	July 2003 est.
200	Northern Mariana Islands	80,006	July 2003 est.
201	Man, Isle of	74,261	July 2003 est.
202	Aruba	70,844	July 2003 est.
203	American Samoa	70,260	July 2003 est.
204	Dominica	69,655	July 2003 est.

205	Andorra	69,150	July 2003 est.
206	Antigua and Barbuda	67,897	July 2003 est.
207	Guernsey	64,818	July 2003 est.
208	Bermuda	64,482	July 2003 est.
209	Marshall Islands	56,429	July 2003 est.
210	Greenland	56,385	July 2003 est.
211	Faroe Islands	46,345	July 2003 est.
212	Cayman Islands	41,934	July 2003 est.
213	Saint Kitts and Nevis	38,763	July 2003 est.
214	Liechtenstein	33,145	July 2003 est.
215	Monaco	32,130	July 2003 est.
216	San Marino	28,119	July 2003 est.
217	Gibraltar	27,776	July 2003 est.
218	British Virgin Islands	21,730	July 2003 est.
219	Cook Islands	21,008	July 2003 est.
220	Palau	19,717	July 2003 est.
221	Turks and Caicos Islands	19,350	July 2003 est.
222	Wallis and Futuna	15,734	July 2003 est.
223	Anguilla	12,738	July 2003 est.
224	Nauru	12,570	July 2003 est.
225	Tuvalu	11,305	July 2003 est.
226	Montserrat	8,995	July 2003 est.
227	Saint Helena	7,367	July 2003 est.
228	Saint Pierre and Miquelon	6,976	July 2003 est.
229	Falkland Islands (Islas Malvinas)	2,967	July 2003 est.
230	Svalbard	2,811	July 2003 est.
231	Niue	2,145	July 2003 est.
232	Norfolk Island	1,853	July 2003 est.
233	Tokelau	1,418	July 2003 est.
234	Holy See (Vatican City)	911	July 2003 est.
235	Cocos (Keeling) Islands	630	July 2003 est.
236	Christmas Island	433	July 2003 est.
237	Pitcairn Islands	47	July 2003 est.

## Population Growth

Country	Population growth rate (%)
Afghanistan	3.38% note: this rate does not take into consideration the recent war and its continuing impact (2003 est.)
Albania	1.03% (2003 est.)
Algeria	1.65% (2003 est.)
American Samoa	2.22% (2003 est.)
Andorra	1.06% (2003 est.)

Angola	1.97% (2003 est.)
Anguilla	2.21% (2003 est.)
Antigua and Barbuda	0.64% (2003 est.)
Argentina	1.05% (2003 est.)
Armenia	-0.07% (2003 est.)
Aruba	0.55% (2003 est.)
Australia	0.93% (2003 est.)
Austria	0.22% (2003 est.)
Azerbaijan	0.44% (2003 est.)
Bahamas, The	0.77% (2003 est.)
Bahrain	1.61% (2003 est.)
Bangladesh	2.06% (2003 est.)
Barbados	0.38% (2003 est.)
Belarus	-0.12% (2003 est.)
Belgium	0.14% (2003 est.)
Belize	2.44% (2003 est.)
Benin	2.95% (2003 est.)
Bermuda	0.72% (2003 est.)
Bhutan	2.14% (2003 est.)
Bolivia	1.63% (2003 est.)
Bosnia and Herzegovina	0.48% (2003 est.)
Botswana	-0.55% (2003 est.)
Brazil	1.15% (2003 est.)
British Virgin Islands	2.1% (2003 est.)
Brunei	2% (2003 est.)
Bulgaria	-1.09% (2003 est.)
Burkina Faso	2.6% (2003 est.)
Burma	0.52% (2003 est.)
Burundi	2.18% (2003 est.)
Cambodia	1.8% (2003 est.)
Cameroon	2.02% (2003 est.)
Canada	0.94% (2003 est.)
Cape Verde	0.79% (2003 est.)
Cayman Islands	2.79% (2003 est.)
Central African Republic	1.62% (2003 est.)
Chad	3.07% (2003 est.)
Chile	1.05% (2003 est.)
China	0.6% (2003 est.)
Christmas Island	-9% (2003 est.)
Cocos (Keeling) Islands	0% (2003 est.)
Colombia	1.56% (2003 est.)
Comoros	2.96% (2003 est.)
Congo, Democratic Republic of the	2.9% (2003 est.)
Congo, Republic of the	1.53% (2003 est.)

Cook Islands	NA% (2003 est.)
Costa Rica	1.56% (2003 est.)
Cote d'Ivoire	2.15% (2003 est.)
Croatia	0.31% (2003 est.)
Cuba	0.34% (2003 est.)
Cyprus	0.56% (2003 est.)
Czech Republic	-0.08% (2003 est.)
Denmark	0.28% (2003 est.)
Djibouti	2.13% (2003 est.)
Dominica	-0.63% (2003 est.)
Dominican Republic	1.36% (2003 est.)
East Timor	2.13% (2003 est.)
Ecuador	1.91% (2003 est.)
Egypt	1.88% (2003 est.)
El Salvador	1.81% (2003 est.)
Equatorial Guinea	2.44% (2003 est.)
Eritrea	1.28% (2003 est.)
Estonia	-0.49% (2003 est.)
Ethiopia	1.96% (2003 est.)
Falkland Islands (Islas Malvinas)	2.44% (2003 est.)
Faroe Islands	0.7% (2003 est.)
Fiji	1.41% (2003 est.)
Finland	0.14% (2003 est.)
France	0.42% (2003 est.)
French Guiana	2.4% (2003 est.)
French Polynesia	1.62% (2003 est.)
Gabon	2.54% (2003 est.)
Gambia, The	3.03% (2003 est.)
Gaza Strip	3.89% (2003 est.)
Georgia	-0.52% (2003 est.)
Germany	0.04% (2003 est.)
Ghana	1.45% (2003 est.)
Gibraltar	0.22% (2003 est.)
Greece	0.19% (2003 est.)
Greenland	0.01% (2003 est.)
Grenada	0.08% (2003 est.)
Guadeloupe	1% (2003 est.)
Guam	1.89% (2003 est.)
Guatemala	2.66% (2003 est.)
Guernsey	0.34% (2003 est.)
Guinea	2.37% (2003 est.)
Guinea-Bissau	2.02% (2003 est.)
Guyana	0.44% (2003 est.)
Haiti	1.67% (2003 est.)

Holy See (Vatican City)	0.01% (2003 est.)	
Honduras	2.32% (2003 est.)	
Hong Kong	1.22% (2003 est.)	
Hungary	-0.29% (2003 est.)	
Iceland	0.49% (2003 est.)	
India	1.47% (2003 est.)	
Indonesia	1.52% (2003 est.)	
Iran	1.08% (2003 est.)	
Iraq	2.78% (2003 est.)	
Ireland	1.03% (2003 est.)	
Israel	1.39% (2003 est.)	
Italy	0.11% (2003 est.)	
Jamaica	0.61% (2003 est.)	
Japan	0.11% (2003 est.)	
Jersey	0.4% (2003 est.)	
Jordan	2.78% (2003 est.)	
Kazakhstan	0.17% (2003 est.)	
Kenya	1.27% (2003 est.)	
Kiribati	2.26% (2003 est.)	
Korea, North	1.07% (2003 est.)	
Korea, South	0.66% (2003 est.)	
Kuwait	3.34% note: this rate reflects a return to pre-Gulf crisis immigration of expatriates (2003 est.)	
Kyrgyzstan	1.46% (2003 est.)	
Laos	2.45% (2003 est.)	
Latvia	-0.73% (2003 est.)	
Lebanon	1.34% (2003 est.)	
Lesotho	0.19% (2003 est.)	
Liberia	1.67% (2003 est.)	
Libya	2.39% (2003 est.)	
Liechtenstein	0.9% (2003 est.)	
Lithuania	-0.23% (2003 est.)	
Luxembourg	1.23% (2003 est.)	
Macau	1.72% (2003 est.)	
Macedonia, The Former Yugoslav Republic of	0.4% (2003 est.)	
Madagascar	3.03% (2003 est.)	
Malawi	2.21% (2003 est.)	
Malaysia	1.86% (2003 est.)	
Maldives	2.91% (2003 est.)	
Mali	2.82% (2003 est.)	
Malta	0.73% (2003 est.)	
Man, Isle of	0.53% (2003 est.)	
Marshall Islands	2.3% (2003 est.)	
Martinique	0.85% (2003 est.)	



Mauritania	2.91% (2003 est.)	
Mauritius	0.84% (2003 est.)	
Mayotte	4.25% (2003 est.)	
Mexico	1.43% (2003 est.)	
Micronesia, Federated States of	0.04% (2003 est.)	
Moldova	0.13% (2003 est.)	
Monaco	0.44% (2003 est.)	
Mongolia	1.42% (2003 est.)	
Montserrat	4.5% (2003 est.)	
Morocco	1.64% (2003 est.)	
Mozambique	0.82% (2003 est.)	
Namibia	1.49% (2003 est.)	
Nauru	1.9% (2003 est.)	
Nepal	2.26% (2003 est.)	
Netherlands	0.5% (2003 est.)	
Netherlands Antilles	0.9% (2003 est.)	
New Caledonia	1.38% (2003 est.)	
New Zealand	1.09% (2003 est.)	
Nicaragua	2.03% (2003 est.)	
Niger	2.71% (2003 est.)	
Nigeria	2.53% (2003 est.)	
Niue	0.01% (2003 est.)	
Norfolk Island	0.01% (2003 est.)	
Northern Mariana Islands	3.37% (2003 est.)	
Norway	0.46% (2003 est.)	
Oman	3.38% (2003 est.)	
Pakistan	2.01% (2003 est.)	
Palau	1.54% (2003 est.)	
Panama	1.36% (2003 est.)	
Papua New Guinea	2.34% (2003 est.)	
Paraguay	2.54% (2003 est.)	
Peru	1.61% (2003 est.)	
Philippines	1.92% (2003 est.)	
Pitcairn Islands	NA%	
Poland	0% (2003 est.)	
Portugal	0.17% (2003 est.)	
Puerto Rico	0.58% (2003 est.)	
Qatar	2.87% (2003 est.)	
Reunion	1.47% (2003 est.)	
Romania	-0.21% (2003 est.)	
Russia	-0.3% (2003 est.)	
Rwanda	1.84% (2003 est.)	
Saint Helena	0.67% (2003 est.)	
Saint Kitts and Nevis	0.13% (2003 est.)	

Saint Lucia	1.25% (2003 est.)	
Saint Pierre and Miquelon	0.3% (2003 est.)	
Saint Vincent and the Grenadines	0.34% (2003 est.)	
Samoa	-0.27% (2003 est.)	
San Marino	1.38% (2003 est.)	
Sao Tome and Principe	3.18% (2003 est.)	
Saudi Arabia	3.27% (2003 est.)	
Senegal	2.56% (2003 est.)	
Serbia and Montenegro	0.07% (2003 est.)	
Seychelles	0.46% (2003 est.)	
Sierra Leone	2.94% (2003 est.)	
Singapore	3.42% (2003 est.)	
Slovakia	0.14% (2003 est.)	
Slovenia	0.14% (2003 est.)	
Solomon Islands	2.83% (2003 est.)	
Somalia	3.43% (2003 est.)	
South Africa	0.01% (2003 est.)	
Spain	0.16% (2003 est.)	
Sri Lanka	0.83% (2003 est.)	
Sudan	2.71% (2003 est.)	
Suriname	0.37% (2003 est.)	
Svalbard	-0.02% (2003 est.)	
Swaziland	0.83% (2003 est.)	
Sweden	0.01% (2003 est.)	
Switzerland	0.21% (2003 est.)	
Syria	2.45% (2003 est.)	
Taiwan	0.65% (2003 est.)	
Tajikistan	2.13% (2003 est.)	
Tanzania	1.72% (2003 est.)	
Thailand	0.95% (2003 est.)	
Togo	2.37% (2003 est.)	
Tokelau	0.01% (2003 est.)	
Tonga	1.9% (2003 est.)	
Trinidad and Tobago	-0.68% (2003 est.)	
Tunisia	1.09% (2003 est.)	
Turkey	1.16% (2003 est.)	
Turkmenistan	1.82% (2003 est.)	
Turks and Caicos Islands	3.14% (2003 est.)	
Tuvalu	1.42% (2003 est.)	
Uganda	2.96% (2003 est.)	
Ukraine	-0.69% (2003 est.)	
United Arab Emirates	1.57% (2003 est.)	
United Kingdom	0.3% (2003 est.)	
United States	0.92% (2003 est.)	

Uruguay	0.79% (2003 est.)	
Uzbekistan	1.63% (2003 est.)	
Vanuatu	1.61% (2003 est.)	
Venezuela	1.48% (2003 est.)	
Vietnam	1.29% (2003 est.)	
Virgin Islands	1.02% (2003 est.)	
Wallis and Futuna	NA (2003 est.)	
West Bank	3.3% (2003 est.)	
Western Sahara	NA% (2003 est.)	
World	1.17% (2003 est.)	
Yemen	3.42% (2003 est.)	
Zambia	1.52% (2003 est.)	
Zimbabwe	0.83% (2003 est.)	

So what's your answer oh Great One, free condoms?

Andronicos The Cynic

**That's a personal matter between couples or a man and his wives. In wealthier countries children are seen as a financial liability. In poorer regions they are a financial asset and a security for old age. If extreme poverty were to be eliminated, World population growth would stabilise. Planet Earth could probably sustain twelve billion people quite comfortably if it was cared for properly.**

**Andronicos "The Great"**

## Life Expectancy

Rank	Country	Life expectancy at birth(years)	Date of Information
1	Andorra	83.49	2003 est.
2	Macau	81.87	2003 est.
3	San Marino	81.43	2003 est.
4	Japan	80.93	2003 est.
5	Singapore	80.42	2003 est.
6	Australia	80.13	2003 est.
7	Guernsey	80.04	2003 est.
8	Switzerland	79.99	2003 est.
9	Sweden	79.97	2003 est.
10	Hong Kong	79.93	2003 est.
11	Canada	79.83	2003 est.
12	Iceland	79.8	2003 est.
13	Cayman Islands	79.67	2003 est.
14	Italy	79.4	2003 est.
15	Gibraltar	79.38	2003 est.
16	France	79.28	2003 est.
17	Monaco	79.27	2003 est.
18	Liechtenstein	79.25	2003 est.
19	Spain	79.23	2003 est.
20	Norway	79.09	2003 est.
21	Israel	79.02	2003 est.
22	Jersey	78.93	2003 est.
23	Faroe Islands	78.9	2003 est.
24	Greece	78.89	2003 est.
25	Aruba	78.83	2003 est.
26	Netherlands	78.74	2003 est.
27	Martinique	78.72	2003 est.
28	Virgin Islands	78.59	2003 est.
29	Malta	78.43	2003 est.
30	Germany	78.42	2003 est.
31	Montserrat	78.36	2003 est.
32	New Zealand	78.32	2003 est.
33	Belgium	78.29	2003 est.
34	Guam	78.27	2003 est.
35	Austria	78.17	2003 est.
36	United Kingdom	78.16	2003 est.
37	Saint Pierre and Miquelon	78.11	2003 est.
38	Man, Isle of	77.98	2003 est.
39	Finland	77.92	2003 est.
40	Jordan	77.88	2003 est.
41	Luxembourg	77.66	2003 est.

42	Guadeloupe	77.53	2003 est.
43	Bermuda	77.41	2003 est.
44	Saint Helena	77.38	2003 est.
45	Ireland	77.35	2003 est.
46	Cyprus	77.27	2003 est.
47	Puerto Rico	77.26	2003 est.
48	United States	77.14	2003 est.
49	Denmark	77.1	2003 est.
50	Taiwan	76.87	2003 est.
51	Cuba	76.8	2003 est.
52	Anguilla	76.7	2003 est.
53	French Guiana	76.69	2003 est.
54	Kuwait	76.65	2003 est.
55	Costa Rica	76.43	2003 est.
56	Chile	76.35	2003 est.
57	Portugal	76.35	2003 est.
58	Northern Mariana Islands	76.16	2003 est.
59	Libya	76.07	2003 est.
60	British Virgin Islands	76.06	2003 est.
61	Uruguay	75.87	2003 est.
62	Jamaica	75.85	2003 est.
63	American Samoa	75.75	2003 est.
64	Slovenia	75.51	2003 est.
65	Argentina	75.48	2003 est.
66	French Polynesia	75.45	2003 est.
67	Netherlands Antilles	75.38	2003 est.
68	Korea, South	75.36	2003 est.
69	Czech Republic	75.18	2003 est.
70	United Arab Emirates	74.75	2003 est.
71	Macedonia, The Former Yugoslav Republic of	74.49	2003 est.
72	Slovakia	74.43	2003 est.
73	Paraguay	74.4	2003 est.
74	Tunisia	74.4	2003 est.
75	Croatia	74.37	2003 est.
76	Brunei	74.3	2003 est.
77	Dominica	74.12	2003 est.
78	Turks and Caicos Islands	74	2003 est.
79	Serbia and Montenegro	73.97	2003 est.
80	Poland	73.91	2003 est.
81	Venezuela	73.81	2003 est.
82	Bahrain	73.72	2003 est.
83	New Caledonia	73.52	2003 est.
84	Reunion	73.43	2003 est.
85	Qatar	73.14	2003 est.

86	Saint Lucia	73.08	2003 est.
87	Saint Vincent and the Grenadines	73.08	2003 est.
88	West Bank	72.68	2003 est.
89	Sri Lanka	72.62	2003 est.
90	Oman	72.58	2003 est.
91	Albania	72.37	2003 est.
92	Panama	72.32	2003 est.
93	Mexico	72.3	2003 est.
94	Bosnia and Herzegovina	72.29	2003 est.
95	China	72.22	2003 est.
96	Hungary	72.17	2003 est.
97	Solomon Islands	72.1	2003 est.
98	Lebanon	72.07	2003 est.
99	Ecuador	71.89	2003 est.
100	Barbados	71.84	2003 est.
101	Bulgaria	71.8	2003 est.
102	Turkey	71.8	2003 est.
103	Mauritius	71.8	2003 est.
104	Malaysia	71.67	2003 est.
105	Saint Kitts and Nevis	71.57	2003 est.
106	Gaza Strip	71.4	2003 est.
107	Antigua and Barbuda	71.31	2003 est.
108	Seychelles	71.25	2003 est.
109	Thailand	71.24	2003 est.
110	Colombia	71.14	2003 est.
111	Brazil	71.13	2003 est.
112	Peru	70.88	2003 est.
113	Korea, North	70.79	2003 est.
114	El Salvador	70.62	2003 est.
115	Romania	70.62	2003 est.
116	Algeria	70.54	2003 est.
117	Egypt	70.41	2003 est.
118	Estonia	70.31	2003 est.
119	Samoa	70.11	2003 est.
120	Vietnam	70.05	2003 est.
121	Morocco	70.04	2003 est.
122	Cape Verde	69.83	2003 est.
123	Nicaragua	69.68	2003 est.
124	Lithuania	69.6	2003 est.
125	Trinidad and Tobago	69.59	2003 est.
126	Palau	69.5	2003 est.
127	Marshall Islands	69.39	2003 est.
128	Syria	69.39	2003 est.
129	Iran	69.35	2003 est.

130	Latvia	69.31	2003 est.
131	Philippines	69.29	2003 est.
132	Suriname	69.23	2003 est.
133	Micronesia, Federated States of	69.13	2003 est.
134	Greenland	69	2003 est.
135	Indonesia	68.94	2003 est.
136	Fiji	68.88	2003 est.
137	Tonga	68.88	2003 est.
138	Saudi Arabia	68.73	2003 est.
139	Belarus	68.43	2003 est.
140	Dominican Republic	67.96	2003 est.
141	Iraq	67.81	2003 est.
142	Russia	67.66	2003 est.
143	Belize	67.36	2003 est.
144	Tuvalu	67.32	2003 est.
145	Armenia	66.68	2003 est.
146	Honduras	66.65	2003 est.
147	Ukraine	66.5	2003 est.
148	Sao Tome and Principe	66.28	2003 est.
149	Bahamas, The	65.71	2003 est.
150	Guatemala	65.23	2003 est.
151	East Timor	65.2	2003 est.
152	Moldova	64.88	2003 est.
153	Bolivia	64.78	2003 est.
154	Georgia	64.76	2003 est.
155	Grenada	64.52	2003 est.
156	Tajikistan	64.37	2003 est.
157	Papua New Guinea	64.19	2003 est.
158	Uzbekistan	64	2003 est.
159	World	63.95	2003 est.
160	Mongolia	63.81	2003 est.
161	Kyrgyzstan	63.66	2003 est.
162	India	63.62	2003 est.
163	Kazakhstan	63.48	2003 est.
164	Maldives	63.3	2003 est.
165	Azerbaijan	63.16	2003 est.
166	Guyana	63.09	2003 est.
167	Pakistan	62.2	2003 est.
168	Nauru	61.95	2003 est.
169	Vanuatu	61.71	2003 est.
170	Bangladesh	61.33	2003 est.
171	Turkmenistan	61.19	2003 est.
172	Comoros	61.18	2003 est.
173	Yemen	60.97	2003 est.

174	Kiribati	60.93	2003 est.
175	Mayotte	60.6	2003 est.
176	Nepal	59	2003 est.
177	Cambodia	57.92	2003 est.
178	Sudan	57.73	2003 est.
179	Gabon	57.12	2003 est.
180	Ghana	56.53	2003 est.
181	Senegal	56.37	2003 est.
182	Madagascar	56.14	2003 est.
183	Burma	55.79	2003 est.
184	Equatorial Guinea	54.75	2003 est.
185	Gambia, The	54.38	2003 est.
186	Laos	54.3	2003 est.
187	Bhutan	53.58	2003 est.
188	Togo	53.43	2003 est.
189	Eritrea	53.18	2003 est.
190	Mauritania	51.93	2003 est.
191	Haiti	51.61	2003 est.
192	Benin	51.08	2003 est.
193	Nigeria	51.01	2003 est.
194	Congo, Republic of the	50.02	2003 est.
195	Guinea	49.54	2003 est.
196	Congo, Democratic Republic of the	48.93	2003 est.
197	Chad	48.51	2003 est.
198	Liberia	48.15	2003 est.
199	Cameroon	48.05	2003 est.
200	Somalia	47.34	2003 est.
201	Afghanistan	46.97	2003 est.
202	Guinea-Bissau	46.97	2003 est.
203	South Africa	46.56	2003 est.
204	Mali	45.43	2003 est.
205	Kenya	45.22	2003 est.
206	Uganda	44.88	2003 est.
207	Tanzania	44.56	2003 est.
208	Burkina Faso	44.46	2003 est.
209	Burundi	43.2	2003 est.
210	Djibouti	43.13	2003 est.
211	Sierra Leone	42.84	2003 est.
212	Namibia	42.77	2003 est.
213	Cote d'Ivoire	42.65	2003 est.
214	Niger	42.21	2003 est.
215	Central African Republic	41.71	2003 est.
216	Ethiopia	41.24	2003 est.
217	Swaziland	39.47	2003 est.



218	Rwanda	39.33	2003 est.
219	Zimbabwe	39.01	2003 est.
220	Malawi	37.98	2003 est.
221	Angola	36.96	2003 est.
222	Lesotho	36.94	2003 est.
223	Zambia	35.25	2003 est.
224	Botswana	32.26	2003 est.
225	Mozambique	31.3	2003 est.

### Population Below Poverty Line

Country	Population below poverty line (%)
Afghanistan	NA%
Albania	30% (2001 est.)
Algeria	23% (1999 est.)
American Samoa	NA%
Andorra	NA%
Angola	NA%
Anguilla	NA%
Antigua and Barbuda	NA%
Argentina	37% (2001 est.)
Armenia	50% (2002 est.)
Aruba	NA%
Australia	NA%
Austria	NA%
Azerbaijan	49% (2002 est.)
Bahamas, The	NA%
Bahrain	NA%
Bangladesh	35.6% (FY95 est.)
Barbados	NA%
Belarus	22% (1995 est.)
Belgium	4%
Belize	33% (1999 est.)
Benin	37% (2001 est.)
Bermuda	NA%
Bhutan	NA%

Bolivia	70% (1999 est.)
Bosnia and Herzegovina	NA%
Botswana	47%
Brazil	22% (1998 est.)
British Virgin Islands	NA%
Brunei	NA%
Bulgaria	12.6% (2001 est.)
Burkina Faso	45% (2001 est.)
Burma	25% (2000 est.)
Burundi	70% (2002 est.)
Cambodia	36% (1997 est.)
Cameroon	48% (2000 est.)
Canada	NA%
Cape Verde	30% (2000)
Cayman Islands	NA%
Central African Republic	NA%
Chad	80% (2001 est.)
Chile	21% (1998 est.)
China	10% (2001 est.)
Christmas Island	NA%
Cocos (Keeling) Islands	NA%
Colombia	55% (2001)
Comoros	60% (2002 est.)
Congo, Democratic Republic of the	NA%
Congo, Republic of the	NA%
Cook Islands	NA%
Costa Rica	20.6% (1999 est.)
Cote d'Ivoire	37% (1995)
Croatia	NA%
Cuba	NA%
Cyprus	NA%
Czech Republic	NA%
Denmark	NA%
Djibouti	50% (2001 est.)
Dominica	30% (2002 est.)
Dominican Republic	25%

East Timor	42% (2002 est.)
Ecuador	70% (2001 est.)
Egypt	22.9% (FY95 est.)
El Salvador	48% (1999 est.)
Equatorial Guinea	NA%
Eritrea	53% (1993/94)
Estonia	NA% (2000)
Ethiopia	45% (2002 est.)
Falkland Islands (Islas Malvinas)	NA%
Faroe Islands	NA%
Fiji	25.5% (1990-91)
Finland	NA%
France	6.4% (1999)
French Guiana	NA%
French Polynesia	NA%
Gabon	NA%
Gambia, The	NA%
Gaza Strip	60% (2002 est.)
Georgia	54% (2001 est.)
Germany	NA%
Ghana	31.4% (1992 est.)
Gibraltar	NA%
Greece	NA%
Greenland	NA%
Grenada	32% (2000)
Guadeloupe	NA%
Guam	23% (2001 est.)
Guatemala	75% (2002 est.)
Guernsey	NA%
Guinea	40% (1994 est.)
Guinea-Bissau	NA%
Guyana	NA%
Haiti	80% (2002 est.)
Holy See (Vatican City)	NA%
Honduras	53% (1993 est.)
Hong Kong	NA%

Hungary	8.6% (1993 est.)
Iceland	NA%
India	25% (2002 est.)
Indonesia	27% (1999)
Iran	40% (2002 est.)
Iraq	NA
Ireland	10% (1997 est.)
Israel	18% (2001 est.)
Italy	NA%
Jamaica	34.2% (1992 est.)
Japan	NA%
Jersey	NA%
Jordan	30% (2001 est.)
Kazakhstan	26% (2001 est.)
Kenya	50% (2000 est.)
Kiribati	NA%
Korea, North	NA%
Korea, South	4% (2001 est.)
Kuwait	NA%
Kyrgyzstan	55% (2001 est.)
Laos	40% (2002 est.)
Latvia	NA%
Lebanon	28% (1999 est.)
Lesotho	49% (1999)
Liberia	80%
Libya	NA%
Liechtenstein	NA%
Lithuania	NA%
Luxembourg	NA%
Macau	NA%
Macedonia, The Former Yugoslav Republic of	24% (2001 est.)
Madagascar	71% (1999 est.)
Malawi	54% (FY90 est.)
Malaysia	8% (1998 est.)
Maldives	NA%

Mali	64% average; 30% of the total population living in urban areas; 70% of the total population living in rural areas) (2001 est.)
Malta	NA%
Man, Isle of	NA%
Marshall Islands	NA%
Martinique	NA%
Mauritania	50% (2001 est.)
Mauritius	10% (2001 est.)
Mayotte	NA%
Mexico	40% (2001 est.)
Micronesia, Federated States of	26.70%
Moldova	80% (2001 est.)
Monaco	NA%
Mongolia	36% (2001 est.)
Montserrat	NA%
Morocco	19% (1999 est.)
Mozambique	70% (2001 est.)
Namibia	50% (2002 est.)
Nauru	NA%
Nepal	42% (1995-96)
Netherlands	NA%
Netherlands Antilles	NA%
New Caledonia	NA%
New Zealand	NA%
Nicaragua	50% (2001 est.)
Niger	63% (1993 est.)
Nigeria	60% (2000 est.)
Niue	NA%
Norfolk Island	NA%
Northern Mariana Islands	NA%
Norway	NA%
Oman	NA%
Pakistan	35% (2001 est.)
Palau	NA%
Panama	37% (1999 est.)

Papua New Guinea	37% (2002 est.)
Paraguay	36% (2001 est.)
Peru	50% (2000 est.)
Philippines	40% (2001 est.)
Pitcairn Islands	NA%
Poland	18.4% (2000 est.)
Portugal	NA%
Puerto Rico	NA%
Qatar	NA%
Reunion	NA%
Romania	44.5% (2000)
Russia	25% (2002 est.)
Rwanda	60% (2001 est.)
Saint Helena	NA%
Saint Kitts and Nevis	NA%
Saint Lucia	NA%
Saint Pierre and Miquelon	NA%
Saint Vincent and the Grenadines	NA%
Samoa	NA%
San Marino	NA%
Sao Tome and Principe	NA%
Saudi Arabia	NA%
Senegal	54% (2001 est.)
Serbia and Montenegro	30%
Seychelles	NA%
Sierra Leone	68% (1989 est.)
Singapore	NA%
Slovakia	NA%
Slovenia	NA%
Solomon Islands	NA%
Somalia	NA%
South Africa	50% (2000 est.)
Spain	NA%
Sri Lanka	22% (1997 est.)
Sudan	NA%
Suriname	70% (2002 est.)

Svalbard	NA%
Swaziland	40% (1995)
Sweden	NA%
Switzerland	NA%
Syria	15%-25%
Taiwan	1% (2000 est.)
Tajikistan	60% (2001 est.)
Tanzania	36% (2002 est.)
Thailand	12.5% (1998 est.)
Togo	32% (1989 est.)
Tokelau	NA%
Tonga	NA%
Trinidad and Tobago	21% (1992 est.)
Tunisia	6% (2000 est.)
Turkey	NA%
Turkmenistan	34.4% (2001 est.)
Turks and Caicos Islands	NA%
Tuvalu	NA%
Uganda	35% (2001 est.)
Ukraine	29% (2001 est.)
United Arab Emirates	NA%
United Kingdom	17%
United States	12.7% (2001 est.)
Uruguay	6% (1997)
Uzbekistan	NA%
Vanuatu	NA%
Venezuela	47% (1998 est.)
Vietnam	37% (1998 est.)
Virgin Islands	NA%
Wallis and Futuna	NA%
West Bank	60% (2002 est.)
Western Sahara	NA%
Yemen	NA
Zambia	86% (1993)
Zimbabwe	70% (2002 est.)

**The two tables above are a disgrace. If our future descendants are watching, from which ever planet in the Cosmos they may be living on, they must be ashamed to call themselves human beings and be related to the people who can change it, but haven't or won't.**

**Andronicos "The Great"**

**All the above statistics were taken from the CIA Fact Book 2003.**

Help! Our Baby has fallen into the swimming pool

Everyone would agree that if a baby fell into a public swimming pool, a rescue attempt should be made to save its life. But while it's drowning...

Would everyone point at everyone else and say "you jump in"?

Would there be a big debate as to why the parents were at fault?

Would the lifeguards be blamed for not stopping the accident?

Would lawyers think about the legal implications for what is happening prior to allowing a rescue attempt?

Would the swimming pool rules be changed first?

Would the fact that the swimming pool was a bit cold make a difference?

Would the fact all the people are on their way to a hairdresser convention make a difference?

Would the fact a business appointment will be delayed make a difference?

Would the local or national government be blamed for mismanaging swimming pools?

Would the local pious religious clerics point to mixed sex bathing being the root cause of the problem which had to be addressed before ANY rescue attempt?

Would God be blamed for allowing the tragedy or not designing water babies properly?

The baby in my example is the poorest quarter of the human race. I direct everyone who can swim jumps in NOW for three reasons: firstly, it's the right thing to do, secondly most people will feel happy inside for even trying, and thirdly... the baby may grow up and return the favour by saving the life of its rescuer.

Let's save the baby's life now and deal with the questions later. Specifically one that is not on the list above: How will such accidents be stopped from happening in the future?



## Who Rules the World?

Andronicos "The Great" insisted on having the last word in this book. He decided to finish off by writing the open letter you can read below. A TV documentary is being produced following his future exploits!

There are 6.3 billion + people alive on earth today. Of these there are only approximately **200,000** powerful individuals who collectively **rule** the World. Within section 10.100 of the 12-12-12 book, they have been graded into four "power" categories: Grade A, B, C and S, with twelve "Influence" sub categories of 1-12.

If they all worked together with our help, these individuals possess the power, influence and/or wealth to bring about true Global Peace and the **total** eradication of absolute poverty by December 12<sup>th</sup> 2012.

Three questions spring to mind: Why don't they? What can we **all** do to help? And if you are one of these 200,000 collective World rulers, what is being asked of you?

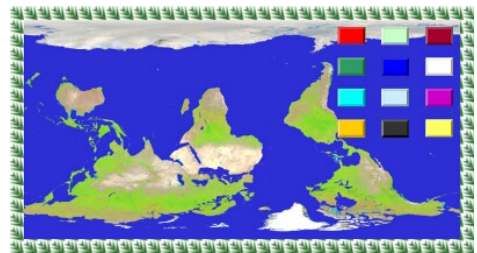
The letter below will be sent for comment to all public companies in the World, using various means at the appropriate time. It is the first of several. This first letter is both positive and polite.

### An open letter from Andronicos "The Great" to all category "B" Rulers of the World

---

From the office of Andronicos "The Great"  
Earth

August 20<sup>th</sup> 2003



Dear CEO or key Board Member of **every** Public Company in the World that fits my criteria for selection as described in section 1.10.130,

Congratulations are in order. You are one of just a few thousand people that will make history. Your names will be honoured forever, wherever and whenever the Human Race eventually colonises other planets. You hold the key to Global Peace and the total and absolute end to extreme poverty worldwide. Such an historic achievement with your help will never ever be forgotten.

I have three requests for you and your Board of Directors to undertake. **Firstly** listen to my speech which was given with you in mind. It can be heard via the [www.12-12-12.org](http://www.12-12-12.org) website. **Secondly** as a sign of support to the billions who go to bed hungry every night, please follow my directives on fasting on the 12th of every month as described in section 1.100.10. **Thirdly**, when asked by various messengers I will use to send this letter to you and your Board, or if I turn up with a film crew, I want you to answer one simple question within 12 working days, by emailing via a temporary corporate email ID to [brulers@12-12-12.org](mailto:brulers@12-12-12.org). Your response will be made public on the [www.12-12-12.org](http://www.12-12-12.org) website and other websites.

**The question is as follows:**

Would you recommend an investment in acquiring an asset for your organisation, using 10% of your global profits for 10 years to buy (or guarantee to fund by way of security) the type of Bond as described in section 1 of the 12-12-12 book and website, if most other public companies in the World agreed to do so and millions of volunteers each offered free labour for at least 90 days to achieve the key goals as described in a business plan by a top 12 audit or consulting firm?

Your answer should be (1) 'Yes', (2) 'No, because...!' or (3) 'Yes, as long as there are conditions (which you should itemise in your open communication to me)'. No response at all, will be counted as a 'No' unless I am informed otherwise.

Not only will several billion people thank you for helping, but so will your shareholders who will benefit from the new markets the 12-12-12 initiative will create for your goods and services. More importantly, it will act as a catalyst for World Peace and Security. But most importantly, your future descendants, who in millions of years across the Cosmos could be more abundant than there are grains of sand on all the beaches in the World, will look back at this time, perhaps literally, and be **proud** at last to be called Human Beings and be privileged to be related to you personally.

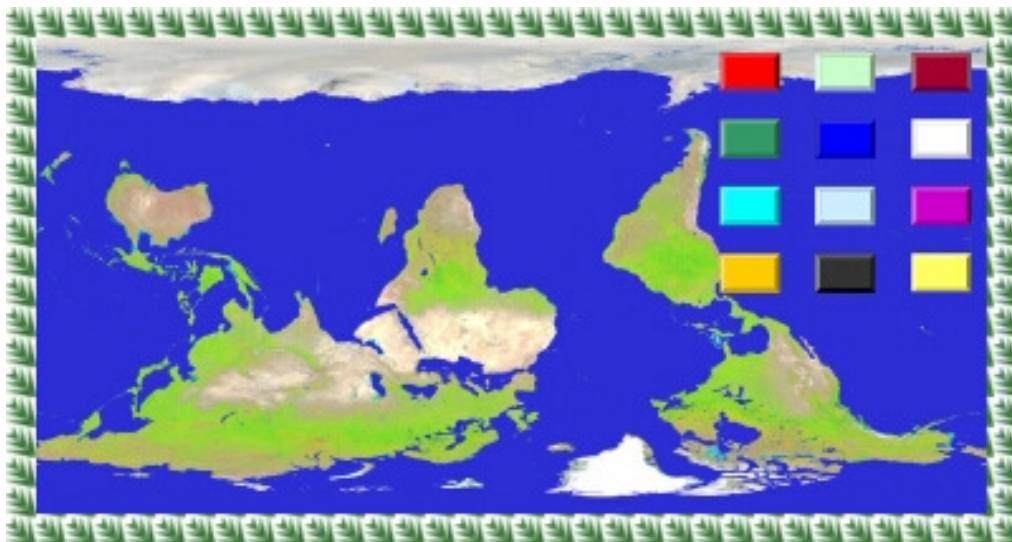



I commend many of you for the considerable amount of time and money that has been spent helping good causes by way of charitable donations. I am not asking for charity, I am asking for a one off investment from people such as yourself, who manages certain corporations or has the power and influence to effect policy decisions within G20 Governments.

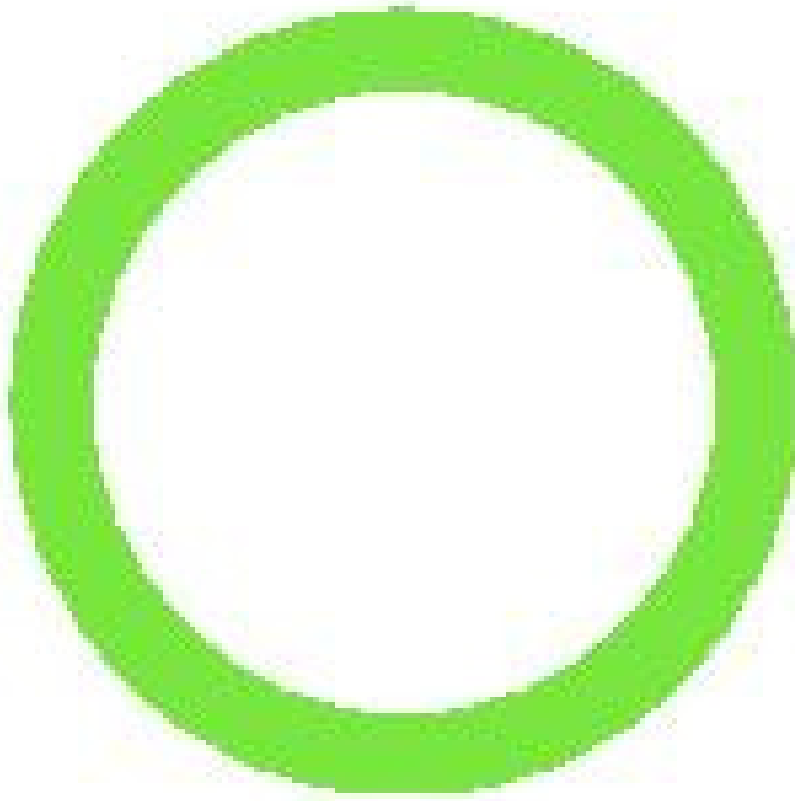
**Billions of people await your response.** Think from within before replying to me and bear in mind the reputation of your highly prized brand name can be enhanced substantially, not only in the short term, but for as long as the Human Race exists.

Yours truly

**Z**

Andronicos "The Great"  
Director of The Human Race and Manager Planet Earth





**I support the 12-12-12 Initiative**

[www.12-12-12.org](http://www.12-12-12.org)